

Mawson's Subsidiary SXG Reports Continued High Grade Zones to 840 meters at Sunday Creek, Victoria, Australia

Vancouver, Canada — Mawson Gold Limited ("Mawson" or the "Company") (TSX: MAW) (Frankfurt: MXR) (PINKSHEETS: MWSNF) announces further high-grade gold mineralization from new assays reported from the lower third of drill hole SDDSC050 from 651 m to 923.7 m at the 100%-owned Sunday Creek Project in Victoria (Figure 2). The top two thirds of SDDSC050 from 0 m to 651 m was reported on 21 November 2022 with a highlight **305.8 m @ 2.4 g/t AuEq (1.6 g/t Au, 0.5% Sb) from 319.2 m**, and included 12 high-grade intersections >20 g/t Au.

The bottom portion of the hole, reported here, has identified 4 new and separate mineralized zones containing **assays up to 95.6 g/t Au** and with multiple visible gold intersections (photos 1-4). SDDSC050 now has a total of thirteen vein sets and sixteen intersections > 20 g/t Au over a > 0.5 km interval from 319.2 (520.8 m @ 1.7 g/t AuEq no lower cut).

Highlights:

- Mineralization extended from 651 m to 840 m, with 520.8 m between the first and last mineralized interval.
- Better assays from the bottom portion of hole, reported here, from 651 m – 923.7 m (end of hole) included:
 - **0.3 m @ 54.6 g/t AuEq** (54.6 g/t Au, 0.1 %Sb) from 667.1 m
 - **9.0 m @ 7.3 g/t AuEq** (7.2 g/t Au, 0.1 %Sb) from 712.0 m
 - including **1.5 m @ 41.5 g/t AuEq** (41.3 g/t Au, 0.1 %Sb) from 713.0 m
 - **4.9 m @ 8.8 g/t AuEq** (8.7 g/t Au, 0.1 %Sb) from 835.1 m
 - including **1.8 m @ 22.8 g/t AuEq** (22.7 g/t Au, 0.1 %Sb) from 837.2 m
- **Four new and separate mineralized zones** (see also Figure 1) have been intersected in the lower portion of the hole reported here, for a total of thirteen veins sets found within SDDSC050
- **SDDSC050 is the deepest hole on the project by 278 m**. Of note in the lower third of SDDSC050 is the **changing nature of mineralization** with thick quartz carbonate veins up to 1 m wide with gold and arsenic, but no antimony mineralization. This is a typical change in epizonal deposits in Victoria which transition from gold-antimony to gold only zones at depth (Figure 4).
- **Drilling with three rigs is in progress** at the Golden Dyke, Rising Sun and Apollo prospects. Nine drill holes are being geologically processed and analysed.
- **Mawson will own 51% of SXG** following final close of SXG's recent A\$16.0 million capital raise. Mawson's 93.75 million SXG shares have a market value of A\$68 million (C\$62 million) based on SXG's closing price on December 14, 2022.

Ivan Fairhall, Mawson CEO, states: *"This completes an incredible hole at Sunday Creek, demonstrating 13 vein sets over a > 0.5 km interval – which expands the project footprint both along strike and to depth in the deepest drilling on the project to date. Importantly, at depth the deposit is transitioning with wide quartz carbonate gold-bearing veins observed with gold, but no antimony – consistent with changes in other prominent epizonal deposits in the region such as Fosterville and Costerfield, two of the highest grade gold mines on earth.*

Southern Cross is well capitalized following its recent raise and represents an asset of considerable value in Mawson's portfolio, which also includes also the 100% owned Rajapalot project whose recent PEA delivered a US\$211 million after-tax NPV5.

Results Discussion

The Sunday Creek epizonal-style gold project is located 60 km north of Melbourne within 19,365 hectares of granted exploration tenements. SXG is also the freehold landholder of 132.6ctoni hectares that forms the key portion in and around the drilled area at the Sunday Creek Project.

Drill hole SDDSC050 was originally designed by SXG to test under the Rising Sun shoot (from 319.2 – 349.0 m), however the hole continued in mineralization to test a never-before-drilled area between Rising Sun and Apollo. With 100% of the assays returned for hole SDDSC050, it illustrates thick and multiple zones of high-grade mineralization and changes in mineralization style with depth, seen elsewhere in the region. The drill hole also intersected **16 high-grade intersections >20 g/t Au, including 5 high-grade intersections >100 g/t Au**. Summary grades are outlined in the highlights section above and in Table 2. SDDSC050 is parallel to the host breccia dyke but at a high angle to the predominant NW high-grade mineralization trend and therefore the true thickness of the mineralized interval is interpreted to be approximately 60-70% of the sampled thickness.

Also reported here is drillhole SDSC048A, delivering a solid result and also considered by SXG to be a near-miss drill hole at depth in the Apollo area, with over 230 m of anomalous sulphidic (arsenic) mineralization. Better gold and antimony results included:

- 8.5 m @ 2.3 g/t AuEq (1.3 g/t Au, 0.6 %Sb) from 493.5 m
 - Including 0.4 m @ 15.9 g/t AuEq (2.5 g/t Au, 8.5 %Sb) from 493.5 m
 - Including 0.4 m @ 8.7 g/t AuEq (6.3 g/t Au, 1.5 %Sb) from 500.0 m

Figures 2-4 show project location and plan and longitudinal views of drill results reported here and Tables 1–3 provide collar and assay data. The true thickness of the mineralized interval is interpreted to be approximately 60-70% of the sampled thickness.


Mineralization Transition at Depth

The transition from gold + stibnite +/- arsenopyrite to gold + arsenopyrite marks a change in temperature within the system. The transition observed in SDDSC050 correlates with the typical transition in epizonal deposits in Victoria and potentially indicates what may come at depth as drilling continues.

Figure 1: Sunday Creek mineralization is changing at depth, with thick quartz-carbonate veins up to 1 m wide with gold and arsenic, but no antimony mineralization.


Previous drilling intersected near surface gold with antimony hosted in thinner quartz-carbonate veins

SDDSC050 core photo of tray 190 (621.13 m – 625.64 m) showing high-grade stibnite (antimony) mineralization associated with gold in thin quartz-carbonate veins and stockworks.



We now see gold hosted in more massive quartz carbonate veins with very low grades of antimony

SDDSC050 core photo of tray 222 (757.9 m – 761.23 m) showing gold mineralization associated with very low stibnite (antimony) and arsenic mineralization in thick quartz-carbonate veins.



These textures (including discing) mimic other epizonal deposits at depth.

Technical Background and Qualified Person

The Qualified Person, Michael Hudson, Executive Chairman and a director of Mawson Gold, and a Fellow of the Australasian Institute of Mining and Metallurgy, has reviewed, verified and approved the technical contents of this release.

Analytical samples are transported to the Bendigo facility of On Site Laboratory Services ("On Site") which operates under both an ISO 9001 and NATA quality systems. Samples were prepared and analyzed for gold using the fire assay technique (PE01S method; 25 gram charge), followed by measuring the gold in solution with flame AAS equipment. Samples for multi-element analysis (BM011 and over-range methods as required) use aqua regia digestion and ICP-MS analysis. The QA/QC program of Southern Cross Gold consists of the systematic insertion of certified standards of known gold content, blanks within interpreted mineralized rock and quarter core duplicates. In addition, On Site inserts blanks and standards into the analytical process.

Gold equivalent "AuEq" for Sunday Creek is = Au (g/t) + 1.58 × Sb (%) based on assumed prices of gold US\$1,700/oz Au and antimony US\$8,500/metal tonne, and total year metal recoveries of 93% for gold and 95% for antimony. Given the geological similarities of the projects, this formula has been adopted to align to TSX listed [Mandalay Resources Ltd](#) Technical Report dated 25 March 2022 on its Costerfield project, which is located 54 km from Sunday Creek and which historically processed mineralization from the property.

For previously reported exploration results referenced in this news release, refer to the following:

[December 13, 2021](#) MDDSC025

[October 4, 2022](#) SDDSC046

[March 8, 2022](#) SDDSC021

[November 8, 2022](#) SDDSC049

[May 30, 2022](#) SDDSC033

[November 21, 2022](#) SDDSC050

Refer to Mawson's Technical Report: NI 43-101 Technical Report on a Preliminary Economic Assessment of the Rajapalot Gold-Cobalt Project, Finland, which may be found on the Company's website at www.mawsongold.com and under the Company's profile on SEDAR at www.sedar.com

About Mawson Gold Limited (TSX:MAW, FRANKFURT:MXR, OTCPINK:MWSNF)

[Mawson Gold Limited](#) is an exploration and development company. Mawson has distinguished itself as a leading Nordic Arctic exploration company with its 100% owned flagship Rajapalot gold-cobalt project in Finland, and right to earn into the Skellefteå North gold project in Sweden. Mawson also currently owns 51% of Southern Cross Gold Ltd (ASX:SXG) which in turn owns or controls three high-grade, historic epizonal goldfields covering 470 km² in Victoria, Australia.

About Southern Cross Gold Ltd (ASX:SXG)

[Southern Cross Gold](#) holds the 100%-owned Sunday Creek project in Victoria and Mt Isa project in Queensland, the Redcastle and Whroo joint ventures in Victoria, Australia, and a strategic 10% holding in ASX-listed Nagambie Resources Limited (ASX:NAG) which grants SXG a Right of First Refusal over a 3,300 square kilometre tenement package held by NAG in Victoria.

On behalf of the Board,

"Ivan Fairhall"
Ivan Fairhall, CEO

Further Information

www.mawsongold.com

1305 – 1090 West Georgia St., Vancouver, BC, V6E 3V7

Mariana Bermudez (Canada), Corporate Secretary

+1 (604) 685 9316 info@mawsongold.com

Forward-Looking Statement

This news release contains forward-looking statements or forward-looking information within the meaning of applicable securities laws (collectively, "forward-looking statements"). All statements herein, other than statements of historical fact, are forward-looking statements. Although Mawson believes that such statements are reasonable, it can give no assurance that such expectations will prove to be correct. Forward-looking statements are typically identified by words such as: believe, expect, anticipate, intend, estimate, postulate, and similar expressions, or are those, which, by their nature, refer to future events. Mawson cautions investors that any forward-looking statements are not guarantees of future results or performance, and that actual results may differ materially from those in forward-looking statements as a result of various factors, including: Mawson's expectations regarding its ownership interest in Southern Cross Gold, the preliminary nature of the Rajapalot PEA and the Company's ability to realize the results of the Rajapalot PEA, capital and other costs varying significantly from estimates, changes in world metal markets, changes in equity markets, the potential impact of epidemics, pandemics or other public health crises, including the current pandemic known as COVID-19 on the Company's business, risks related to negative publicity with respect to the Company or the mining industry in general; exploration potential being conceptual in nature, there being insufficient exploration to define a mineral resource on the Australian-projects owned by SXG, and uncertainty if further exploration will result in the determination of a mineral resource; planned drill programs and results varying from expectations, delays in obtaining results, equipment failure, unexpected geological conditions, local community relations, dealings with non-governmental organizations, delays in operations due to permit grants, environmental and safety risks, and other risks and uncertainties disclosed under the heading "Risk Factors" in Mawson's most recent Annual Information Form filed on www.sedar.com. Any forward-looking statement speaks only as of the date on which it is made and, except as may be required by applicable securities laws, Mawson disclaims any intent or obligation to update any forward-looking statement, whether as a result of new information, future events or results or otherwise.

Figure 2: Location of the Sunday Creek project, along with SXG's other Victoria projects.

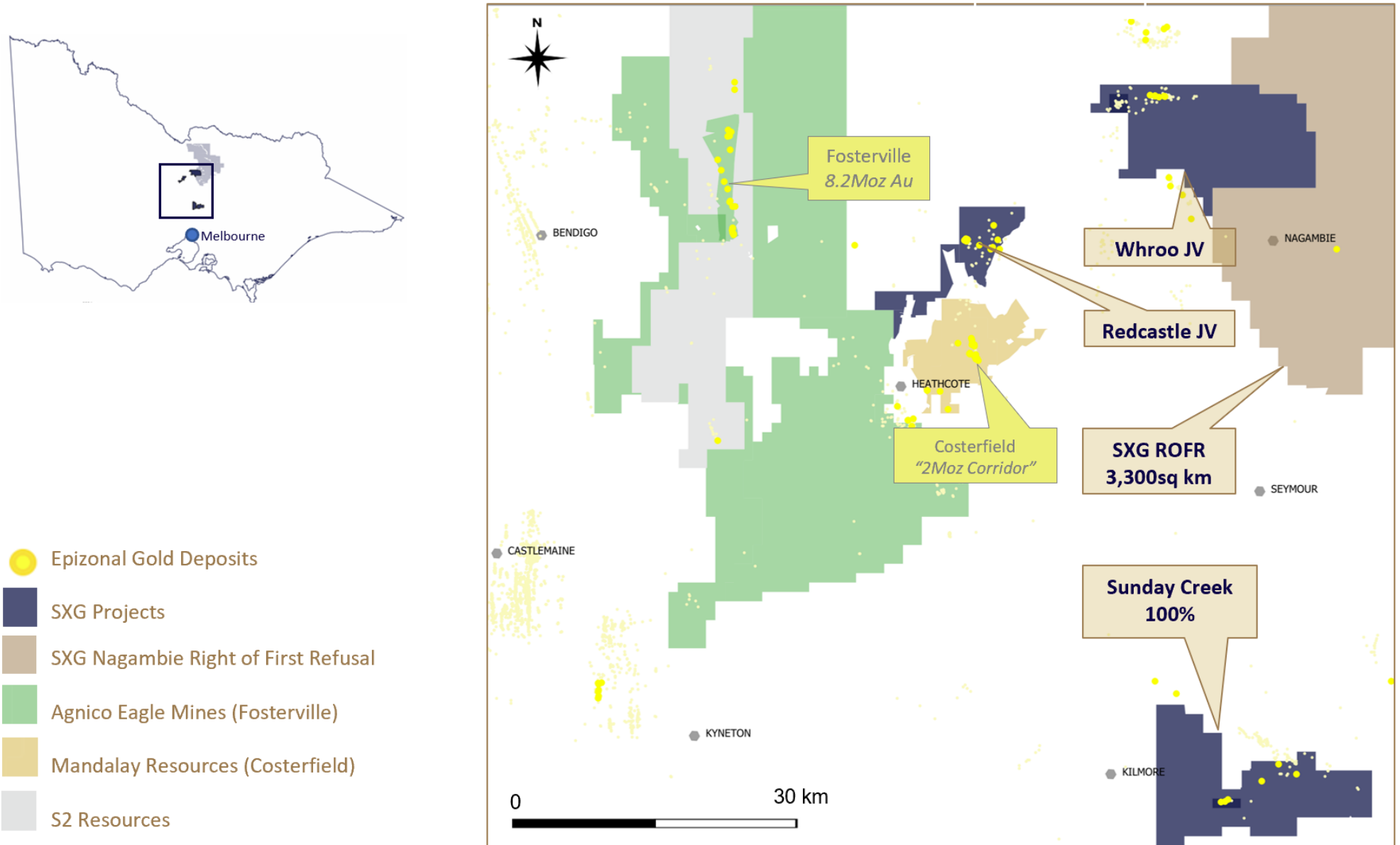


Figure 3: Sunday Creek plan view showing locations of drillholes for results reported in this announcement, pending holes, and select prior drill holes.

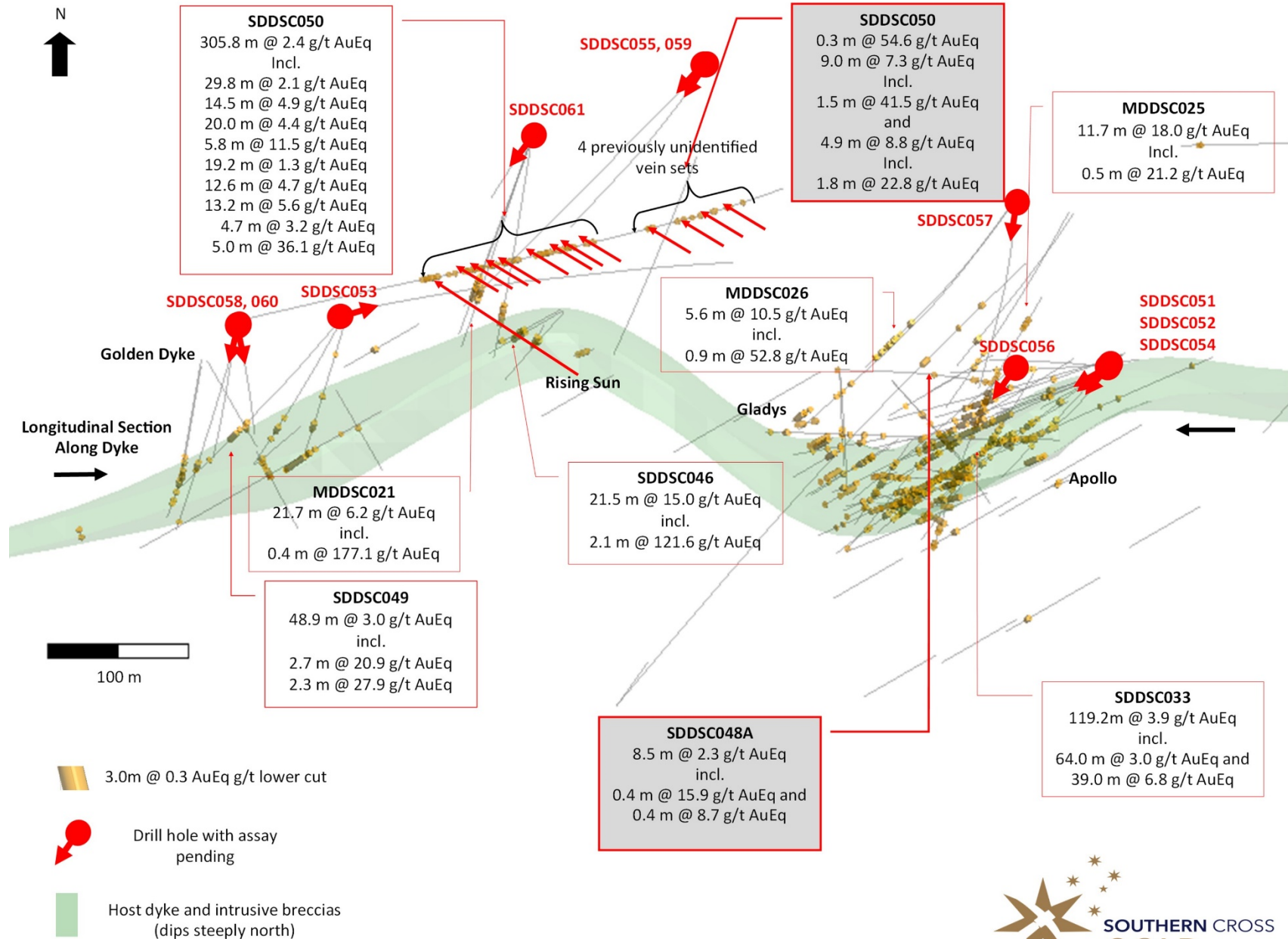


Figure 4: Sunday Creek east-west longitudinal section looking towards 000, along the trend of the dyke/structure showing individual shoots defined to date. Also, prior reported drillholes shown

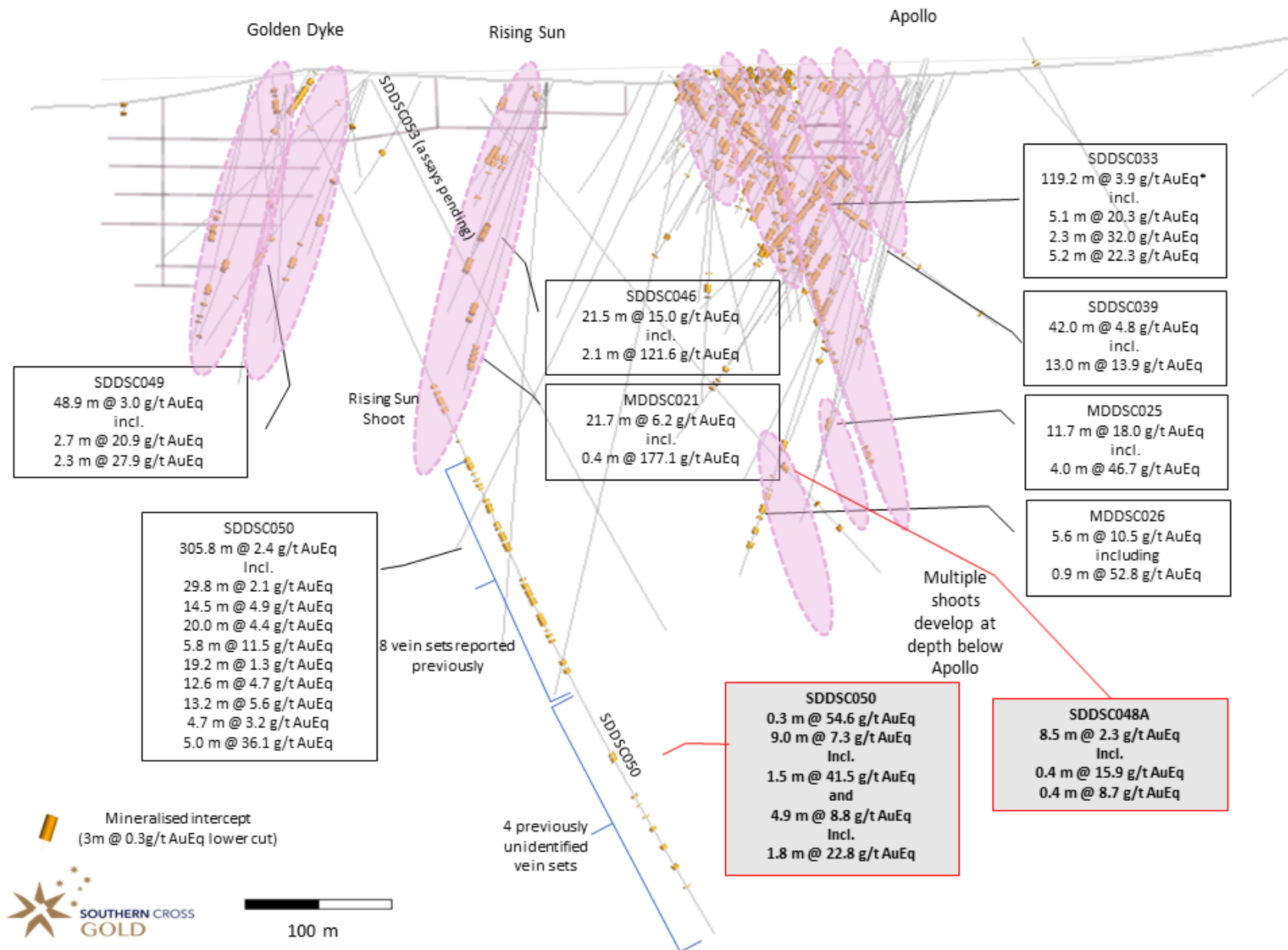


Photo 1: SDDSC050 713.9 m showing visible gold within quartz, carbonate and stibnite vein hosted in an altered metasediment. Field of view 7 mm.



Photo 2: SDDSC050 713.9 m showing visible gold associated with and adjacent to pyrite veinlets within quartz carbonate vein. Field of view 7 mm.



Photo 3: SDDSC050 713.9 m showing visible gold along pyrite and arsenopyrite veinlets within quartz carbonate vein.
Field of view 7 mm.

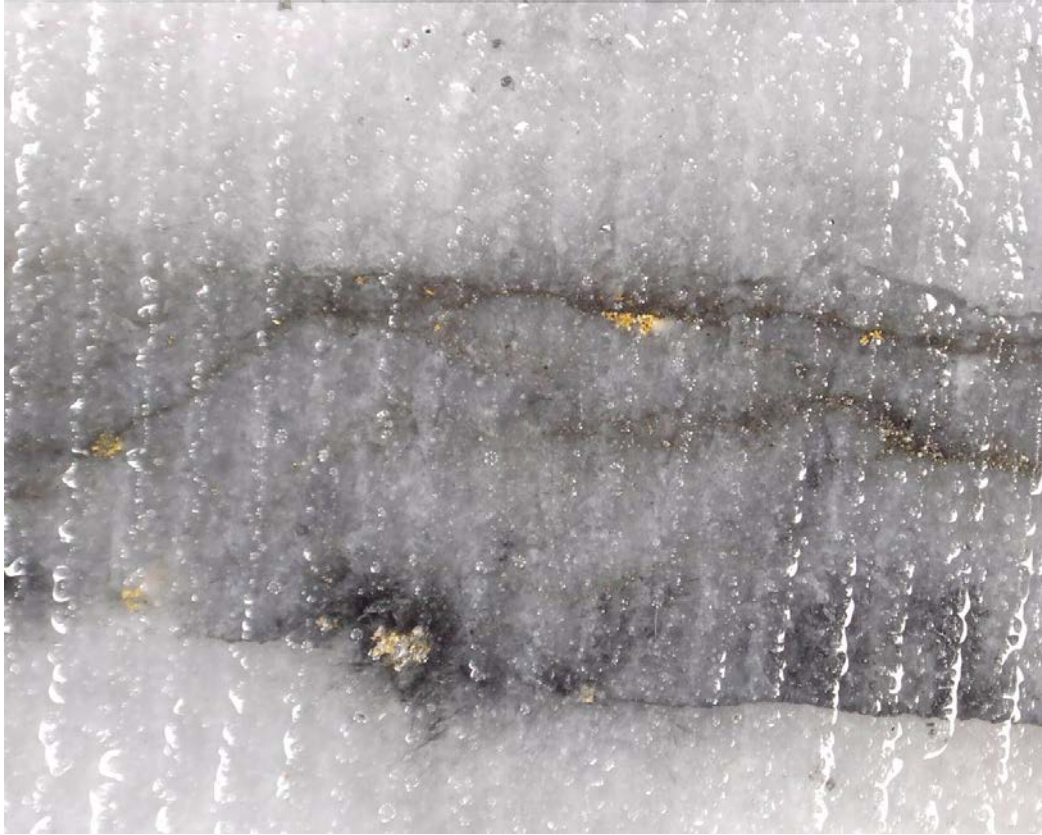


Photo 4: SDDSC050 713.9 m showing fine visible gold associated with arsenopyrite within quartz carbonate vein. Field of view 7 mm.



Table 1: Drill collar summary table for drillholes reported in this announcement (including in progress).

Hole_ID	Hole Size	Depth (m)	Prospect	East GDA94_Z55	North GDA94_Z55	Elevation	Azimuth	Plunge
SDDSC041	HQ	174.0	Rising Sun	330776.9	5867890.50	295.4	221	-67.0
SDDSC042	HQ	250.5	Apollo	331019.3	5867839.90	299.3	137.5	-61.6
SDDSC043	HQ	323.4	Rising Sun	330753.0	5868022.70	294.5	198	-61.6
SDDSC044	HQ	338.9	Apollo	330977.0	5867847.60	296.7	91.6	-63.9
SDDSC045	HQ	237.3	Apollo	331019.0	5867840.20	299.4	139	-69.8
SDDSC046	HQ	240.0	Rising Sun	330753.4	5868022.00	294.6	188.6	-47.2
SDDSC047	HQ	260.8	Golden Dyke	330613.1	5867886.00	300.0	209.1	-60.7
SDDSC048	HQ	62.6	Apollo	330814.3	5867599.00	295.7	36.8	-49.4
SDDSC048A	HQ	645.0	Apollo	330814.3	5867599.00	295.7	39.9	-46.4
SDDSC049	HQ	308.0	Golden Dyke	330615.8	5867886.40	300.2	218.4	-54.6
SDDSC050	HQ	923.7	Rising Sun	330538.6	5867885.4	295.5	77	-63.5
SDDSC051	HQ	263.5	Apollo	331191.4	5867848.00	307.4	226.5	-74.5
SDDSC052	HQ	245.4	Apollo	331191.4	5867848.00	307.4	246.8	-67.4
SDDSC053	HQ	601.9	Rising Sun	330617.0	5867890.60	299.8	78.6	-62.0
SDDSC054	HQ	285	Apollo	331180.3	5867847.90	306.6	240	-77.0
SDDSC055	HQ	522.2	Gentle Annie	330883.0	5868075.00	306.7	224.2	-60.3
SDDSC056	HQ	194	Apollo	331110.8	5867850.90	303.1	231.2	-35.0
SDDSC057	HQ	414.2	Apollo	331111.65	5867975.1	319.1	184.3	-71.1
SDDSC058	HQ	303	Golden Dyke	330534.6	5867882.1	295.9	188	-69.8
SDDSC059	HQ	In progress plan 620	Root Hog	330883	5868075	306.7	214	-75.5
SDDSC060	HQ	263.8	Golden Dyke	330534.6	5867882.1	295.9	167.3	-69.9
SDDSC061	HQ	In progress plan 550	Gentle Annie	330754.2	5868022.2	294.3	209.5	-81.7
SDDSC062	HQ	In progress plan 320	Golden Dyke	330534.6	5867882.1	295.9	199	-74.2

Table 2: Tables of mineralized drill hole intersections reported from SDDSC050 and SDDSC048A using two cut-off criteria. Lower grades cut at 0.3 g/t lower cutoff over a maximum of 3 m with higher grades cut at 5.0 g/t AuEq cutoff over a maximum of 1 m.

Drill Hole	From (m)	To (m)	Width (m)	Au g/t	Sb %	Drill Hole	Date Reported
SDDSC050	205.3	206.1	0.9	0.3	0	0.3	reported 21/11/22
SDDSC050	315.4	316	0.6	0.3	0	0.3	reported 21/11/22
SDDSC050	319.2	349	29.8	1.7	0.26	2.1	reported 21/11/22
including	326	326.3	0.4	59.8	2.64	63.9	reported 21/11/22
including	334	335	1	5.2	1.72	7.9	reported 21/11/22
including	343.5	343.9	0.3	42.2	4.86	49.8	reported 21/11/22
SDDSC050	367	368	1	0.2	0.08	0.4	reported 21/11/22
SDDSC050	378	379	1	0.4	0	0.4	reported 21/11/22
SDDSC050	393.3	408.7	15.4	0.5	0.29	1	reported 21/11/22
including	399.2	399.9	0.7	4.5	2.22	8	reported 21/11/22
SDDSC050	412.6	414.4	1.7	0.9	0.09	1.1	reported 21/11/22
SDDSC050	419.2	430.2	11	1.3	0.51	2.1	reported 21/11/22
including	419.2	419.7	0.4	29.6	9.44	44.5	reported 21/11/22

SDDSC050	439.8	454.3	14.5	4.2	0.48	4.9	reported 21/11/22
including	441.9	442.2	0.3	6.9	0.29	7.4	reported 21/11/22
including	444.8	445.8	0.9	49.1	5.89	58.4	reported 21/11/22
SDDSC050	458.7	459.1	0.5	0.3	0.1	0.4	reported 21/11/22
SDDSC050	464.4	472.2	7.8	1.2	0.34	1.8	reported 21/11/22
including	464.4	464.8	0.4	18.2	1.64	20.8	reported 21/11/22
including	469.1	469.4	0.3	0.2	4.85	7.8	reported 21/11/22
SDDSC050	475	495	20	2.2	1.4	4.4	reported 21/11/22
including	487	487.9	0.9	1	2.57	5.1	reported 21/11/22
including	490	490.9	0.9	33.2	0.11	33.4	reported 21/11/22
including	492.1	494	1.9	2.8	10.75	19.7	reported 21/11/22
SDDSC050	502.5	503.1	0.6	0	0.2	0.3	reported 21/11/22
SDDSC050	513.6	513.9	0.3	0.3	31.4	49.9	reported 21/11/22
including	513.6	513.9	0.3	0.3	31.4	49.9	reported 21/11/22
SDDSC050	519.6	520.5	0.9	0.1	0.25	0.5	reported 21/11/22
SDDSC050	524.2	530	5.8	10.4	0.74	11.5	reported 21/11/22
including	525.3	525.6	0.3	181	9.68	196.3	reported 21/11/22
SDDSC050	533	552.2	19.2	1.1	0.17	1.3	reported 21/11/22
including	549.2	549.6	0.3	40.1	0.59	41	reported 21/11/22
SDDSC050	561	573.6	12.6	2.1	1.6	4.7	reported 21/11/22
including	568.9	570.8	1.9	11.8	8.4	25.1	reported 21/11/22
SDDSC050	578.9	592	13.2	3.9	1.09	5.6	reported 21/11/22
including	579.8	580.1	0.3	5.4	8.05	18.1	reported 21/11/22
including	583	583.3	0.3	14.9	4.28	21.6	reported 21/11/22
including	585.5	585.8	0.3	4.9	2.95	9.5	reported 21/11/22
including	589	590	1	40.9	9.14	55.3	reported 21/11/22
SDDSC050	595.8	596.6	0.9	0.2	0.12	0.4	reported 21/11/22
SDDSC050	611	615.7	4.7	1	1.37	3.2	reported 21/11/22
including	613	615.7	2.7	1.4	2.13	4.8	reported 21/11/22
SDDSC050	620	625	5	26.4	6.18	36.1	reported 21/11/22
including	620	623.9	3.9	33.7	7.87	46.1	reported 21/11/22
SDDSC050	667.1	667.4	0.3	54.6	0.06	54.6	reported here
SDDSC050	712	721	9	7.2	0.07	7.3	reported here
Including	713	714.5	1.5	41.3	0.13	41.5	reported here
SDDSC050	758	760.1	2.1	1.5	0.01	1.6	reported here
SDDSC050	768.3	769.8	1.5	0.8	0	0.8	reported here
SDDSC050	781	782	1	0.6	0.01	0.6	reported here
SDDSC050	790.7	796.9	6.2	0.4	0.04	0.5	reported here
SDDSC050	802.7	806.7	4	0.2	0	0.2	reported here
SDDSC050	812.8	818	5.2	0.6	0.05	0.7	reported here
SDDSC050	835.1	840	4.9	8.7	0.07	8.8	reported here
Including	837.2	839	1.8	22.7	0.1	22.8	reported here
SDDSC050	859	860	1	0.3	0.01	0.3	reported here

SDDSC048A	449.9	450.8	0.9	1.3	0	1.3	reported here
SDDSC048A	493.5	502	8.5	1.3	0.63	2.3	reported here
Including	493.5	494	0.4	2.5	8.51	15.9	reported here
SDDSC048A	500	500.4	0.4	6.3	1.49	8.7	reported here
SDDSC048A	505.7	506.3	0.6	0.3	0.01	0.4	reported here
SDDSC048A	520	520.5	0.5	0.3	0.01	0.3	reported here
SDDSC048A	546.9	548.4	1.5	0.6	0.41	1.3	reported here
SDDSC048A	579	583.4	4.4	0.5	0.04	0.5	reported here

Table 3: All individual assays reported from SDDSC050 and SDDSC048A >0.1g/t AuEq.

Drill Hole	from	to	width	Au g/t	Sb %	AuEq g/t	Date Reported
SDDSC048A	94.0	94.3	0.30	0.30	0.00	0.30	reported here
SDDSC048A	361.7	362.6	1.00	0.20	0.00	0.20	reported here
SDDSC048A	377.0	378.0	1.00	0.10	0.00	0.10	reported here
SDDSC048A	393.0	393.7	0.70	0.10	0.02	0.10	reported here
SDDSC048A	393.7	394.2	0.40	0.10	0.04	0.10	reported here
SDDSC048A	449.9	450.8	0.90	1.30	0.00	1.30	reported here
SDDSC048A	480.0	481.0	1.00	0.10	0.00	0.10	reported here
SDDSC048A	487.2	488.2	1.00	0.20	0.00	0.20	reported here
SDDSC048A	488.2	488.7	0.50	0.20	0.02	0.20	reported here
SDDSC048A	492.5	493.5	1.00	0.20	0.01	0.20	reported here
SDDSC048A	493.5	494.0	0.40	2.50	8.51	15.90	reported here
SDDSC048A	494.0	494.5	0.60	0.90	0.05	1.00	reported here
SDDSC048A	494.5	495.5	1.00	2.40	0.13	2.60	reported here
SDDSC048A	495.5	496.0	0.50	0.30	0.03	0.30	reported here
SDDSC048A	496.0	497.0	1.00	0.50	0.17	0.80	reported here
SDDSC048A	497.0	498.0	1.00	0.60	0.19	0.90	reported here
SDDSC048A	498.0	499.0	1.00	0.50	0.02	0.50	reported here
SDDSC048A	499.0	500.0	1.00	1.90	0.19	2.20	reported here
SDDSC048A	500.0	500.4	0.40	6.30	1.49	8.70	reported here
SDDSC048A	500.4	501.3	0.90	0.80	0.18	1.00	reported here
SDDSC048A	501.3	502.0	0.80	0.30	0.08	0.50	reported here
SDDSC048A	502.0	503.0	1.00	0.20	0.01	0.20	reported here
SDDSC048A	505.0	505.7	0.70	0.20	0.01	0.20	reported here
SDDSC048A	505.7	506.3	0.60	0.30	0.01	0.40	reported here
SDDSC048A	520.0	520.5	0.50	0.30	0.01	0.30	reported here
SDDSC048A	524.0	525.0	1.00	0.10	0.05	0.10	reported here
SDDSC048A	538.0	539.0	1.00	0.30	0.01	0.30	reported here
SDDSC048A	546.9	547.7	0.80	0.50	0.37	1.10	reported here
SDDSC048A	547.7	548.4	0.80	0.70	0.45	1.40	reported here
SDDSC048A	548.4	549.0	0.60	0.10	0.07	0.30	reported here
SDDSC048A	549.0	550.0	1.00	0.20	0.07	0.30	reported here

SDDSC048A	569.7	570.0	0.30	0.20	0.00	0.20	reported here
SDDSC048A	579.0	580.2	1.10	0.40	0.03	0.50	reported here
SDDSC048A	580.2	580.7	0.60	0.80	0.23	1.20	reported here
SDDSC048A	580.7	581.5	0.80	0.10	0.01	0.20	reported here
SDDSC048A	581.5	582.5	1.00	0.40	0.01	0.40	reported here
SDDSC048A	582.5	583.0	0.50	0.30	0.00	0.30	reported here
SDDSC048A	583.0	583.4	0.40	1.40	0.02	1.40	reported here
SDDSC048A	583.4	584.0	0.60	0.10	0.00	0.10	reported here
SDDSC048A	585.0	586.0	1.00	0.20	0.00	0.20	reported here
SDDSC048A	587.3	588.1	0.80	0.20	0.00	0.20	reported here
SDDSC048A	588.1	588.6	0.50	0.20	0.02	0.20	reported here
SDDSC050	88.0	89.1	1.10	0.10	0.00	0.10	reported 21/11/22
SDDSC050	205.3	206.1	0.90	0.30	0.00	0.30	reported 21/11/22
SDDSC050	314.0	314.7	0.70	0.10	0.00	0.10	reported 21/11/22
SDDSC050	314.7	315.4	0.70	0.20	0.00	0.20	reported 21/11/22
SDDSC050	315.4	316.0	0.70	0.30	0.00	0.30	reported 21/11/22
SDDSC050	319.2	320.0	0.80	0.30	0.03	0.30	reported 21/11/22
SDDSC050	320.0	320.7	0.70	0.00	0.05	0.10	reported 21/11/22
SDDSC050	320.7	321.5	0.80	0.10	0.04	0.20	reported 21/11/22
SDDSC050	321.5	322.7	1.30	0.70	0.07	0.80	reported 21/11/22
SDDSC050	322.7	323.2	0.50	0.70	0.59	1.70	reported 21/11/22
SDDSC050	323.2	324.0	0.80	0.10	0.02	0.20	reported 21/11/22
SDDSC050	324.0	325.0	1.00	0.10	0.06	0.20	reported 21/11/22
SDDSC050	325.0	326.0	1.00	0.10	0.02	0.10	reported 21/11/22
SDDSC050	326.0	326.3	0.40	59.80	2.64	63.90	reported 21/11/22
SDDSC050	326.3	327.3	1.00	0.20	0.02	0.20	reported 21/11/22
SDDSC050	327.3	328.3	1.00	0.70	2.03	3.90	reported 21/11/22
SDDSC050	328.3	329.4	1.10	0.10	0.02	0.10	reported 21/11/22
SDDSC050	329.4	330.0	0.70	0.10	0.03	0.10	reported 21/11/22
SDDSC050	330.0	331.0	1.00	1.10	0.15	1.40	reported 21/11/22
SDDSC050	332.3	332.9	0.60	0.30	0.02	0.40	reported 21/11/22
SDDSC050	332.9	333.3	0.40	0.10	0.02	0.20	reported 21/11/22
SDDSC050	333.3	334.0	0.70	0.20	0.01	0.20	reported 21/11/22
SDDSC050	334.0	335.0	1.00	5.20	1.72	7.90	reported 21/11/22
SDDSC050	335.0	336.2	1.20	0.50	0.10	0.60	reported 21/11/22
SDDSC050	336.2	337.2	1.00	0.10	0.01	0.10	reported 21/11/22
SDDSC050	337.2	338.0	0.80	0.20	0.02	0.20	reported 21/11/22
SDDSC050	338.0	338.9	0.90	0.30	0.02	0.30	reported 21/11/22
SDDSC050	338.9	340.0	1.20	0.80	0.07	0.90	reported 21/11/22
SDDSC050	340.0	341.0	1.00	0.60	0.08	0.70	reported 21/11/22
SDDSC050	341.0	342.0	1.00	0.10	0.04	0.10	reported 21/11/22
SDDSC050	342.0	343.0	1.00	0.10	0.02	0.10	reported 21/11/22
SDDSC050	343.0	343.5	0.50	0.20	0.23	0.60	reported 21/11/22

SDDSC050	343.5	343.9	0.30	42.20	4.86	49.80	reported 21/11/22
SDDSC050	343.9	344.7	0.90	0.10	0.02	0.10	reported 21/11/22
SDDSC050	344.7	345.2	0.50	0.60	0.14	0.80	reported 21/11/22
SDDSC050	345.2	346.0	0.90	0.20	0.02	0.20	reported 21/11/22
SDDSC050	346.0	346.6	0.60	0.20	0.04	0.30	reported 21/11/22
SDDSC050	346.6	347.9	1.20	1.10	0.04	1.10	reported 21/11/22
SDDSC050	347.9	348.2	0.30	1.40	0.07	1.50	reported 21/11/22
SDDSC050	348.2	349.0	0.80	1.10	0.13	1.30	reported 21/11/22
SDDSC050	349.0	350.0	1.00	0.10	0.01	0.10	reported 21/11/22
SDDSC050	352.0	353.0	1.00	0.10	0.00	0.10	reported 21/11/22
SDDSC050	367.0	368.0	1.00	0.20	0.08	0.40	reported 21/11/22
SDDSC050	378.0	379.0	1.00	0.40	0.00	0.40	reported 21/11/22
SDDSC050	386.0	386.9	0.90	0.10	0.00	0.10	reported 21/11/22
SDDSC050	388.7	389.0	0.40	0.10	0.00	0.10	reported 21/11/22
SDDSC050	393.3	393.8	0.50	0.20	0.07	0.30	reported 21/11/22
SDDSC050	393.8	394.3	0.50	0.00	0.03	0.10	reported 21/11/22
SDDSC050	394.3	395.0	0.70	0.10	0.08	0.20	reported 21/11/22
SDDSC050	396.0	397.0	1.00	0.30	0.36	0.90	reported 21/11/22
SDDSC050	397.0	398.0	1.00	0.10	0.08	0.20	reported 21/11/22
SDDSC050	398.0	399.2	1.20	1.30	0.17	1.60	reported 21/11/22
SDDSC050	399.2	399.9	0.70	4.50	2.22	8.00	reported 21/11/22
SDDSC050	399.9	400.5	0.60	0.50	0.08	0.60	reported 21/11/22
SDDSC050	400.5	401.0	0.50	0.80	0.01	0.90	reported 21/11/22
SDDSC050	401.0	402.0	1.00	0.20	0.04	0.30	reported 21/11/22
SDDSC050	402.0	403.0	1.00	0.40	0.05	0.50	reported 21/11/22
SDDSC050	403.0	403.9	0.90	0.20	0.02	0.20	reported 21/11/22
SDDSC050	403.9	405.0	1.10	0.30	0.05	0.30	reported 21/11/22
SDDSC050	406.9	407.3	0.40	0.40	0.29	0.90	reported 21/11/22
SDDSC050	407.3	407.9	0.70	0.20	0.24	0.60	reported 21/11/22
SDDSC050	407.9	408.7	0.80	1.20	2.02	4.40	reported 21/11/22
SDDSC050	410.4	411.3	0.90	0.00	0.03	0.10	reported 21/11/22
SDDSC050	411.7	412.6	0.90	0.20	0.02	0.20	reported 21/11/22
SDDSC050	412.6	413.0	0.30	2.30	0.16	2.50	reported 21/11/22
SDDSC050	413.0	413.7	0.70	0.30	0.11	0.40	reported 21/11/22
SDDSC050	413.7	414.4	0.70	1.00	0.05	1.10	reported 21/11/22
SDDSC050	414.4	414.7	0.30	0.10	0.10	0.20	reported 21/11/22
SDDSC050	414.7	415.0	0.40	0.10	0.03	0.10	reported 21/11/22
SDDSC050	415.0	416.0	1.00	0.10	0.02	0.10	reported 21/11/22
SDDSC050	418.7	419.2	0.50	0.20	0.01	0.20	reported 21/11/22
SDDSC050	419.2	419.7	0.40	29.60	9.44	44.50	reported 21/11/22
SDDSC050	419.7	421.0	1.40	0.40	0.13	0.60	reported 21/11/22
SDDSC050	421.0	422.0	1.00	0.10	0.05	0.20	reported 21/11/22
SDDSC050	422.0	423.0	1.00	0.20	0.01	0.20	reported 21/11/22

SDDSC050	423.0	423.6	0.60	0.10	0.02	0.10	reported 21/11/22
SDDSC050	423.6	424.0	0.40	1.00	0.07	1.10	reported 21/11/22
SDDSC050	424.0	424.5	0.50	0.30	0.15	0.50	reported 21/11/22
SDDSC050	424.5	424.9	0.30	0.70	0.62	1.60	reported 21/11/22
SDDSC050	424.9	425.4	0.50	0.40	1.12	2.10	reported 21/11/22
SDDSC050	425.4	426.1	0.70	0.00	0.03	0.10	reported 21/11/22
SDDSC050	426.1	427.0	0.90	0.30	0.13	0.50	reported 21/11/22
SDDSC050	427.0	427.6	0.60	0.10	0.01	0.10	reported 21/11/22
SDDSC050	428.9	429.2	0.30	0.30	0.01	0.30	reported 21/11/22
SDDSC050	429.9	430.2	0.30	0.20	1.05	1.80	reported 21/11/22
SDDSC050	430.2	431.0	0.80	0.10	0.08	0.20	reported 21/11/22
SDDSC050	434.0	434.5	0.50	0.10	0.01	0.10	reported 21/11/22
SDDSC050	435.1	435.8	0.70	0.10	0.02	0.10	reported 21/11/22
SDDSC050	435.8	436.2	0.40	0.10	0.00	0.10	reported 21/11/22
SDDSC050	438.1	438.4	0.30	0.20	0.00	0.20	reported 21/11/22
SDDSC050	439.1	439.8	0.70	0.10	0.01	0.10	reported 21/11/22
SDDSC050	439.8	441.0	1.20	1.70	0.05	1.80	reported 21/11/22
SDDSC050	441.0	441.9	0.90	0.20	0.01	0.20	reported 21/11/22
SDDSC050	441.9	442.2	0.30	6.90	0.29	7.40	reported 21/11/22
SDDSC050	442.2	443.0	0.80	2.60	0.01	2.60	reported 21/11/22
SDDSC050	443.0	444.0	1.00	0.10	0.01	0.10	reported 21/11/22
SDDSC050	444.0	444.8	0.80	0.20	0.02	0.30	reported 21/11/22
SDDSC050	444.8	445.3	0.40	100.00	8.94	114.10	reported 21/11/22
SDDSC050	445.3	445.8	0.50	6.20	3.32	11.50	reported 21/11/22
SDDSC050	445.8	446.6	0.80	0.30	0.15	0.50	reported 21/11/22
SDDSC050	446.6	447.3	0.70	0.50	0.04	0.60	reported 21/11/22
SDDSC050	447.3	448.0	0.70	0.70	0.05	0.80	reported 21/11/22
SDDSC050	448.0	449.0	1.00	1.00	0.01	1.00	reported 21/11/22
SDDSC050	449.0	449.6	0.60	0.10	0.50	0.90	reported 21/11/22
SDDSC050	449.6	451.0	1.40	3.50	0.50	4.30	reported 21/11/22
SDDSC050	451.0	452.0	1.00	0.60	0.04	0.70	reported 21/11/22
SDDSC050	453.0	453.6	0.60	0.00	0.01	0.10	reported 21/11/22
SDDSC050	454.0	454.3	0.30	0.30	0.02	0.40	reported 21/11/22
SDDSC050	454.3	455.1	0.80	0.10	0.02	0.10	reported 21/11/22
SDDSC050	457.0	458.0	1.00	0.00	0.01	0.10	reported 21/11/22
SDDSC050	458.0	458.7	0.70	0.00	0.01	0.10	reported 21/11/22
SDDSC050	458.7	459.1	0.50	0.30	0.10	0.40	reported 21/11/22
SDDSC050	460.0	461.0	1.00	0.20	0.04	0.20	reported 21/11/22
SDDSC050	461.0	462.0	1.00	0.10	0.07	0.20	reported 21/11/22
SDDSC050	462.0	462.6	0.60	0.20	0.06	0.20	reported 21/11/22
SDDSC050	462.6	463.0	0.40	0.10	0.07	0.30	reported 21/11/22
SDDSC050	463.0	463.6	0.60	0.00	0.02	0.10	reported 21/11/22
SDDSC050	464.4	464.8	0.50	18.20	1.64	20.80	reported 21/11/22

SDDSC050	464.8	465.7	0.90	0.40	0.08	0.50	reported 21/11/22
SDDSC050	465.7	466.9	1.20	0.00	0.02	0.10	reported 21/11/22
SDDSC050	467.2	467.7	0.50	0.40	0.09	0.60	reported 21/11/22
SDDSC050	467.7	468.1	0.50	0.30	0.07	0.40	reported 21/11/22
SDDSC050	468.1	469.1	1.00	0.10	0.01	0.10	reported 21/11/22
SDDSC050	469.1	469.4	0.30	0.20	4.85	7.80	reported 21/11/22
SDDSC050	469.4	470.4	1.00	0.20	0.04	0.30	reported 21/11/22
SDDSC050	470.4	471.2	0.90	0.00	0.02	0.10	reported 21/11/22
SDDSC050	471.2	471.9	0.70	0.10	0.07	0.20	reported 21/11/22
SDDSC050	471.9	472.2	0.30	0.70	0.07	0.80	reported 21/11/22
SDDSC050	472.5	472.7	0.20	0.10	0.04	0.20	reported 21/11/22
SDDSC050	472.7	473.0	0.30	0.10	0.01	0.10	reported 21/11/22
SDDSC050	473.0	474.0	1.00	0.10	0.11	0.30	reported 21/11/22
SDDSC050	474.0	475.0	1.00	0.10	0.04	0.20	reported 21/11/22
SDDSC050	475.0	476.0	1.00	0.30	0.31	0.70	reported 21/11/22
SDDSC050	476.0	477.0	1.00	1.00	0.60	1.90	reported 21/11/22
SDDSC050	477.0	477.6	0.60	0.20	0.03	0.20	reported 21/11/22
SDDSC050	477.6	478.7	1.10	0.20	0.14	0.40	reported 21/11/22
SDDSC050	478.7	479.7	1.00	0.70	0.18	1.00	reported 21/11/22
SDDSC050	479.7	480.5	0.80	0.70	0.18	0.90	reported 21/11/22
SDDSC050	480.5	481.3	0.80	0.40	0.39	1.00	reported 21/11/22
SDDSC050	481.3	482.0	0.80	0.80	0.57	1.70	reported 21/11/22
SDDSC050	482.0	483.0	1.00	0.60	0.88	2.00	reported 21/11/22
SDDSC050	483.0	483.9	0.90	1.40	0.80	2.60	reported 21/11/22
SDDSC050	483.9	484.2	0.30	2.00	0.72	3.20	reported 21/11/22
SDDSC050	485.0	486.0	1.00	0.00	0.02	0.10	reported 21/11/22
SDDSC050	486.0	487.0	1.00	0.20	0.07	0.30	reported 21/11/22
SDDSC050	487.0	487.9	0.90	1.00	2.57	5.10	reported 21/11/22
SDDSC050	487.9	488.2	0.30	0.50	1.45	2.70	reported 21/11/22
SDDSC050	490.0	490.6	0.60	43.90	0.13	44.10	reported 21/11/22
SDDSC050	490.6	490.9	0.30	11.80	0.07	11.90	reported 21/11/22
SDDSC050	490.9	491.5	0.60	0.80	0.28	1.20	reported 21/11/22
SDDSC050	491.5	492.1	0.60	0.20	0.09	0.40	reported 21/11/22
SDDSC050	492.1	492.8	0.70	0.90	4.00	7.20	reported 21/11/22
SDDSC050	492.8	493.4	0.60	5.00	25.60	45.40	reported 21/11/22
SDDSC050	493.4	494.0	0.70	2.60	3.78	8.60	reported 21/11/22
SDDSC050	494.0	495.0	1.00	0.60	0.47	1.30	reported 21/11/22
SDDSC050	496.0	496.4	0.40	0.00	0.02	0.10	reported 21/11/22
SDDSC050	498.0	498.9	0.90	0.10	0.02	0.10	reported 21/11/22
SDDSC050	498.9	499.5	0.60	0.10	0.03	0.20	reported 21/11/22
SDDSC050	499.5	500.5	1.00	0.00	0.12	0.20	reported 21/11/22
SDDSC050	502.5	503.1	0.60	0.00	0.20	0.30	reported 21/11/22
SDDSC050	503.1	503.7	0.70	0.00	0.03	0.10	reported 21/11/22

SDDSC050	504.0	504.5	0.50	0.00	0.02	0.10	reported 21/11/22
SDDSC050	513.6	513.9	0.30	0.30	31.40	49.90	reported 21/11/22
SDDSC050	513.9	515.0	1.10	0.10	0.05	0.20	reported 21/11/22
SDDSC050	516.1	517.0	0.90	0.00	0.03	0.10	reported 21/11/22
SDDSC050	518.7	519.6	0.90	0.10	0.01	0.10	reported 21/11/22
SDDSC050	519.6	520.5	0.90	0.10	0.25	0.50	reported 21/11/22
SDDSC050	520.5	521.2	0.70	0.10	0.03	0.20	reported 21/11/22
SDDSC050	521.2	521.9	0.70	0.00	0.02	0.10	reported 21/11/22
SDDSC050	524.2	525.0	0.80	0.20	0.30	0.70	reported 21/11/22
SDDSC050	525.0	525.3	0.30	0.00	0.39	0.60	reported 21/11/22
SDDSC050	525.3	525.6	0.30	181.00	9.68	196.30	reported 21/11/22
SDDSC050	525.6	526.0	0.40	0.30	0.05	0.30	reported 21/11/22
SDDSC050	527.0	528.0	1.00	0.10	0.01	0.10	reported 21/11/22
SDDSC050	529.0	530.0	1.00	0.10	0.68	1.10	reported 21/11/22
SDDSC050	530.0	531.0	1.00	0.00	0.12	0.20	reported 21/11/22
SDDSC050	531.0	531.6	0.60	0.00	0.02	0.10	reported 21/11/22
SDDSC050	531.6	532.6	1.00	0.00	0.05	0.10	reported 21/11/22
SDDSC050	532.6	533.0	0.40	0.00	0.10	0.20	reported 21/11/22
SDDSC050	533.0	534.6	1.60	1.40	0.15	1.60	reported 21/11/22
SDDSC050	534.6	535.0	0.40	0.40	0.09	0.50	reported 21/11/22
SDDSC050	535.0	536.0	1.00	0.10	0.11	0.20	reported 21/11/22
SDDSC050	536.0	537.1	1.10	1.50	0.91	3.00	reported 21/11/22
SDDSC050	537.1	538.1	1.10	0.10	0.67	1.20	reported 21/11/22
SDDSC050	540.6	541.7	1.00	0.10	0.30	0.60	reported 21/11/22
SDDSC050	541.7	542.6	1.00	0.20	0.16	0.40	reported 21/11/22
SDDSC050	542.6	543.7	1.10	0.20	0.11	0.40	reported 21/11/22
SDDSC050	544.7	545.7	1.10	1.10	0.03	1.20	reported 21/11/22
SDDSC050	545.7	546.7	1.00	0.30	0.12	0.50	reported 21/11/22
SDDSC050	546.7	547.7	1.00	0.00	0.01	0.10	reported 21/11/22
SDDSC050	547.7	548.5	0.70	0.20	0.03	0.20	reported 21/11/22
SDDSC050	548.5	549.2	0.80	0.20	0.11	0.40	reported 21/11/22
SDDSC050	549.2	549.6	0.30	40.10	0.59	41.00	reported 21/11/22
SDDSC050	549.6	550.4	0.90	0.20	0.08	0.40	reported 21/11/22
SDDSC050	550.4	551.3	0.90	0.20	0.04	0.20	reported 21/11/22
SDDSC050	551.3	552.2	0.90	0.30	0.08	0.40	reported 21/11/22
SDDSC050	554.0	555.0	1.00	0.00	0.02	0.10	reported 21/11/22
SDDSC050	555.0	555.8	0.80	0.10	0.02	0.10	reported 21/11/22
SDDSC050	556.6	557.0	0.40	0.10	0.06	0.20	reported 21/11/22
SDDSC050	557.0	558.0	1.00	0.10	0.03	0.10	reported 21/11/22
SDDSC050	561.0	562.0	1.00	0.30	0.18	0.50	reported 21/11/22
SDDSC050	562.0	562.3	0.30	1.90	1.51	4.30	reported 21/11/22
SDDSC050	562.3	563.2	0.90	0.60	0.25	1.00	reported 21/11/22
SDDSC050	563.2	564.1	0.90	0.40	0.74	1.50	reported 21/11/22

SDDSC050	564.1	565.1	1.00	0.40	1.19	2.30	reported 21/11/22
SDDSC050	565.1	566.2	1.10	0.00	0.03	0.10	reported 21/11/22
SDDSC050	566.2	567.2	1.10	0.00	0.03	0.10	reported 21/11/22
SDDSC050	567.2	568.0	0.80	0.40	0.07	0.50	reported 21/11/22
SDDSC050	568.0	568.4	0.40	1.10	0.79	2.40	reported 21/11/22
SDDSC050	568.4	568.9	0.50	0.50	0.47	1.20	reported 21/11/22
SDDSC050	568.9	569.2	0.30	5.10	1.06	6.80	reported 21/11/22
SDDSC050	569.2	569.9	0.70	5.30	2.99	10.00	reported 21/11/22
SDDSC050	569.9	570.5	0.60	1.00	0.79	2.20	reported 21/11/22
SDDSC050	570.5	570.8	0.30	56.90	44.60	127.40	reported 21/11/22
SDDSC050	570.8	571.6	0.70	0.90	0.28	1.30	reported 21/11/22
SDDSC050	571.6	572.2	0.70	0.30	0.14	0.60	reported 21/11/22
SDDSC050	573.0	573.6	0.60	0.00	0.54	0.80	reported 21/11/22
SDDSC050	575.1	575.4	0.30	0.00	0.06	0.10	reported 21/11/22
SDDSC050	578.9	579.2	0.30	0.20	0.76	1.40	reported 21/11/22
SDDSC050	579.2	579.5	0.30	0.00	0.05	0.10	reported 21/11/22
SDDSC050	579.5	579.8	0.30	0.20	0.24	0.60	reported 21/11/22
SDDSC050	579.8	580.1	0.30	5.40	8.05	18.10	reported 21/11/22
SDDSC050	583.0	583.3	0.30	14.90	4.28	21.60	reported 21/11/22
SDDSC050	583.3	583.6	0.30	0.70	0.12	0.90	reported 21/11/22
SDDSC050	584.7	585.5	0.80	0.00	0.03	0.10	reported 21/11/22
SDDSC050	585.5	585.8	0.30	4.90	2.95	9.50	reported 21/11/22
SDDSC050	585.8	586.4	0.60	2.60	0.09	2.70	reported 21/11/22
SDDSC050	586.4	587.0	0.70	0.10	0.01	0.10	reported 21/11/22
SDDSC050	587.0	588.0	1.00	0.10	0.01	0.10	reported 21/11/22
SDDSC050	588.0	589.0	1.00	0.10	0.04	0.20	reported 21/11/22
SDDSC050	589.0	589.3	0.30	130.00	19.35	160.60	reported 21/11/22
SDDSC050	589.3	589.6	0.30	0.50	1.23	2.40	reported 21/11/22
SDDSC050	589.6	590.0	0.40	1.10	7.10	12.30	reported 21/11/22
SDDSC050	590.0	591.0	1.00	0.10	0.04	0.20	reported 21/11/22
SDDSC050	591.0	592.0	1.00	0.30	0.01	0.30	reported 21/11/22
SDDSC050	592.0	593.0	1.00	0.10	0.01	0.10	reported 21/11/22
SDDSC050	595.8	596.6	0.90	0.20	0.12	0.40	reported 21/11/22
SDDSC050	600.6	601.5	0.90	0.20	0.05	0.30	reported 21/11/22
SDDSC050	607.6	608.3	0.70	0.10	0.02	0.10	reported 21/11/22
SDDSC050	609.1	609.4	0.30	0.20	0.08	0.30	reported 21/11/22
SDDSC050	609.4	610.0	0.60	0.20	0.03	0.20	reported 21/11/22
SDDSC050	610.0	611.0	1.00	0.10	0.01	0.10	reported 21/11/22
SDDSC050	611.0	612.0	1.00	0.50	0.39	1.10	reported 21/11/22
SDDSC050	612.0	613.0	1.00	0.40	0.30	0.90	reported 21/11/22
SDDSC050	613.0	614.0	1.00	0.70	3.21	5.80	reported 21/11/22
SDDSC050	614.0	614.6	0.60	0.30	0.57	1.20	reported 21/11/22
SDDSC050	614.6	614.9	0.30	0.00	0.06	0.10	reported 21/11/22

SDDSC050	614.9	615.7	0.80	3.80	2.71	8.10	reported 21/11/22
SDDSC050	615.7	616.2	0.50	0.10	0.15	0.30	reported 21/11/22
SDDSC050	619.0	620.0	1.00	0.10	0.08	0.20	reported 21/11/22
SDDSC050	620.0	620.4	0.40	119.00	25.10	158.70	reported 21/11/22
SDDSC050	620.4	620.7	0.30	1.20	2.13	4.60	reported 21/11/22
SDDSC050	620.7	621.0	0.30	0.60	2.29	4.20	reported 21/11/22
SDDSC050	621.0	621.3	0.30	1.00	20.60	33.50	reported 21/11/22
SDDSC050	621.3	621.6	0.30	2.20	4.10	8.60	reported 21/11/22
SDDSC050	621.6	622.2	0.60	0.20	0.25	0.60	reported 21/11/22
SDDSC050	622.2	622.6	0.50	26.30	6.16	36.00	reported 21/11/22
SDDSC050	622.6	623.0	0.40	0.80	4.14	7.30	reported 21/11/22
SDDSC050	623.0	623.4	0.40	0.60	1.12	2.30	reported 21/11/22
SDDSC050	623.4	623.9	0.50	148.50	15.85	173.50	reported 21/11/22
SDDSC050	623.9	625.0	1.10	0.40	0.16	0.70	reported 21/11/22
SDDSC050	625.0	626.0	1.00	0.10	0.05	0.10	reported 21/11/22
SDDSC050	628.8	629.8	1.10	0.00	0.05	0.10	reported 21/11/22
SDDSC050	667.1	667.4	0.30	54.60	0.06	54.60	reported here
SDDSC050	667.4	668.0	0.60	0.20	0.01	0.20	reported here
SDDSC050	709.0	710.0	1.00	0.10	0.06	0.10	reported here
SDDSC050	712.0	713.0	1.00	1.40	0.08	1.50	reported here
SDDSC050	713.0	713.9	0.90	5.20	0.10	5.30	reported here
SDDSC050	713.9	714.5	0.60	95.60	0.17	95.80	reported here
SDDSC050	714.5	715.3	0.80	0.60	0.01	0.60	reported here
SDDSC050	715.3	716.3	1.00	0.10	0.00	0.10	reported here
SDDSC050	716.3	717.0	0.70	0.30	0.37	0.90	reported here
SDDSC050	720.0	721.0	1.00	0.60	0.10	0.70	reported here
SDDSC050	721.0	722.0	1.00	0.10	0.05	0.20	reported here
SDDSC050	730.4	731.0	0.60	0.20	0.01	0.20	reported here
SDDSC050	731.0	732.0	1.00	0.20	0.01	0.20	reported here
SDDSC050	754.0	754.4	0.40	0.10	0.02	0.10	reported here
SDDSC050	754.8	755.6	0.80	0.20	0.00	0.20	reported here
SDDSC050	757.2	758.0	0.80	0.20	0.01	0.20	reported here
SDDSC050	758.0	758.4	0.40	3.90	0.01	3.90	reported here
SDDSC050	758.4	758.8	0.50	2.80	0.03	2.90	reported here
SDDSC050	758.8	759.4	0.50	0.50	0.00	0.50	reported here
SDDSC050	759.4	760.1	0.80	0.40	0.01	0.50	reported here
SDDSC050	760.1	761.0	0.80	0.20	0.02	0.30	reported here
SDDSC050	761.0	761.4	0.40	0.20	0.01	0.20	reported here
SDDSC050	761.4	761.8	0.40	0.20	0.00	0.20	reported here
SDDSC050	761.8	762.5	0.80	0.10	0.00	0.10	reported here
SDDSC050	768.3	768.8	0.60	1.00	0.00	1.00	reported here
SDDSC050	768.8	769.3	0.40	1.00	0.01	1.00	reported here
SDDSC050	769.3	769.8	0.50	0.30	0.00	0.30	reported here

SDDSC050	772.4	773.1	0.70	0.20	0.00	0.20	reported here
SDDSC050	773.1	774.2	1.10	0.10	0.00	0.10	reported here
SDDSC050	781.0	782.0	1.00	0.60	0.01	0.60	reported here
SDDSC050	782.0	783.0	1.00	0.30	0.00	0.30	reported here
SDDSC050	783.0	784.0	1.00	0.20	0.00	0.20	reported here
SDDSC050	785.0	786.0	1.00	0.20	0.00	0.20	reported here
SDDSC050	786.0	787.0	1.00	0.10	0.00	0.10	reported here
SDDSC050	787.0	788.0	1.00	0.20	0.02	0.20	reported here
SDDSC050	790.7	791.3	0.60	0.50	0.04	0.60	reported here
SDDSC050	793.0	794.0	1.00	1.70	0.22	2.00	reported here
SDDSC050	794.0	795.0	1.00	0.10	0.00	0.10	reported here
SDDSC050	796.0	796.9	0.90	0.60	0.01	0.60	reported here
SDDSC050	802.7	803.2	0.50	0.60	0.00	0.60	reported here
SDDSC050	806.0	806.7	0.70	0.30	0.01	0.30	reported here
SDDSC050	812.8	813.6	0.80	0.10	0.17	0.40	reported here
SDDSC050	813.6	814.6	1.00	0.50	0.10	0.60	reported here
SDDSC050	814.6	815.4	0.90	2.20	0.02	2.20	reported here
SDDSC050	816.0	817.0	1.00	0.10	0.02	0.10	reported here
SDDSC050	817.0	818.0	1.00	0.80	0.00	0.80	reported here
SDDSC050	834.7	835.1	0.40	0.20	0.00	0.20	reported here
SDDSC050	835.1	835.7	0.60	0.40	0.01	0.40	reported here
SDDSC050	835.7	836.0	0.30	0.30	0.01	0.30	reported here
SDDSC050	836.0	837.2	1.20	0.40	0.01	0.40	reported here
SDDSC050	837.2	837.5	0.30	46.80	0.02	46.80	reported here
SDDSC050	837.5	837.8	0.30	49.10	0.02	49.10	reported here
SDDSC050	837.8	838.2	0.50	17.40	0.02	17.40	reported here
SDDSC050	838.2	839.0	0.80	8.30	0.21	8.70	reported here
SDDSC050	839.0	840.0	1.00	0.90	0.13	1.10	reported here
SDDSC050	841.0	842.0	1.00	0.10	0.01	0.10	reported here
SDDSC050	844.8	845.8	1.00	0.20	0.01	0.20	reported here
SDDSC050	848.8	850.1	1.30	0.10	0.01	0.20	reported here
SDDSC050	859.0	860.0	1.00	0.30	0.01	0.30	reported here
SDDSC050	916.5	917.0	0.50	0.10	0.00	0.10	reported here
SDDSC050	917.0	918.0	1.00	0.10	0.00	0.10	reported here
SDDSC050	918.0	919.0	1.00	0.10	0.00	0.10	reported here

Drill Hole	From (m)	To (m)	Width (m)	Au g/t	Sb %	AuEq g/t
SDDSC050	88.0	89.1	1.1	0.1	0.00	0.1
SDDSC050	205.3	206.1	0.9	0.3	0.00	0.3
SDDSC050	314.0	314.7	0.7	0.1	0.00	0.1
SDDSC050	314.7	315.4	0.7	0.2	0.00	0.2
SDDSC050	315.4	316.0	0.7	0.3	0.00	0.3

SDDSC050	319.2	320.0	0.8	0.3	0.03	0.3
SDDSC050	320.0	320.7	0.7	0.0	0.05	0.1
SDDSC050	320.7	321.5	0.8	0.1	0.04	0.2
SDDSC050	321.5	322.7	1.3	0.7	0.07	0.8
SDDSC050	322.7	323.2	0.5	0.7	0.59	1.7
SDDSC050	323.2	324.0	0.8	0.1	0.02	0.2
SDDSC050	324.0	325.0	1.0	0.1	0.06	0.2
SDDSC050	325.0	326.0	1.0	0.1	0.02	0.1
SDDSC050	326.0	326.3	0.4	59.8	2.64	63.9
SDDSC050	326.3	327.3	1.0	0.2	0.02	0.2
SDDSC050	327.3	328.3	1.0	0.7	2.03	3.9
SDDSC050	328.3	329.4	1.1	0.1	0.02	0.1
SDDSC050	329.4	330.0	0.7	0.1	0.03	0.1
SDDSC050	330.0	331.0	1.0	1.1	0.15	1.4
SDDSC050	332.3	332.9	0.6	0.3	0.02	0.4
SDDSC050	332.9	333.3	0.4	0.1	0.02	0.2
SDDSC050	333.3	334.0	0.7	0.2	0.01	0.2
SDDSC050	334.0	335.0	1.0	5.2	1.72	7.9
SDDSC050	335.0	336.2	1.2	0.5	0.10	0.6
SDDSC050	336.2	337.2	1.0	0.1	0.01	0.1
SDDSC050	337.2	338.0	0.8	0.2	0.02	0.2
SDDSC050	338.0	338.9	0.9	0.3	0.02	0.3
SDDSC050	338.9	340.0	1.2	0.8	0.07	0.9
SDDSC050	340.0	341.0	1.0	0.6	0.08	0.7
SDDSC050	341.0	342.0	1.0	0.1	0.04	0.1
SDDSC050	342.0	343.0	1.0	0.1	0.02	0.1
SDDSC050	343.0	343.5	0.5	0.2	0.23	0.6
SDDSC050	343.5	343.9	0.3	42.2	4.86	49.8
SDDSC050	343.9	344.7	0.9	0.1	0.02	0.1
SDDSC050	344.7	345.2	0.5	0.6	0.14	0.8
SDDSC050	345.2	346.0	0.9	0.2	0.02	0.2
SDDSC050	346.0	346.6	0.6	0.2	0.04	0.3
SDDSC050	346.6	347.9	1.2	1.1	0.04	1.1
SDDSC050	347.9	348.2	0.3	1.4	0.07	1.5
SDDSC050	348.2	349.0	0.8	1.1	0.13	1.3
SDDSC050	349.0	350.0	1.0	0.1	0.01	0.1
SDDSC050	352.0	353.0	1.0	0.1	0.00	0.1
SDDSC050	367.0	368.0	1.0	0.2	0.08	0.4
SDDSC050	378.0	379.0	1.0	0.4	0.00	0.4
SDDSC050	386.0	386.9	0.9	0.1	0.00	0.1
SDDSC050	388.7	389.0	0.4	0.1	0.00	0.1
SDDSC050	393.3	393.8	0.5	0.2	0.07	0.3

SDDSC050	393.8	394.3	0.5	0.0	0.03	0.1
SDDSC050	394.3	395.0	0.7	0.1	0.08	0.2
SDDSC050	396.0	397.0	1.0	0.3	0.36	0.9
SDDSC050	397.0	398.0	1.0	0.1	0.08	0.2
SDDSC050	398.0	399.2	1.2	1.3	0.17	1.6
SDDSC050	399.2	399.9	0.7	4.5	2.22	8.0
SDDSC050	399.9	400.5	0.6	0.5	0.08	0.6
SDDSC050	400.5	401.0	0.5	0.8	0.01	0.9
SDDSC050	401.0	402.0	1.0	0.2	0.04	0.3
SDDSC050	402.0	403.0	1.0	0.4	0.05	0.5
SDDSC050	403.0	403.9	0.9	0.2	0.02	0.2
SDDSC050	403.9	405.0	1.1	0.3	0.05	0.3
SDDSC050	406.9	407.3	0.4	0.4	0.29	0.9
SDDSC050	407.3	407.9	0.7	0.2	0.24	0.6
SDDSC050	407.9	408.7	0.8	1.2	2.02	4.4
SDDSC050	410.4	411.3	0.9	0.0	0.03	0.1
SDDSC050	411.7	412.6	0.9	0.2	0.02	0.2
SDDSC050	412.6	413.0	0.3	2.3	0.16	2.5
SDDSC050	413.0	413.7	0.7	0.3	0.11	0.4
SDDSC050	413.7	414.4	0.7	1.0	0.05	1.1
SDDSC050	414.4	414.7	0.3	0.1	0.10	0.2
SDDSC050	414.7	415.0	0.4	0.1	0.03	0.1
SDDSC050	415.0	416.0	1.0	0.1	0.02	0.1
SDDSC050	418.7	419.2	0.5	0.2	0.01	0.2
SDDSC050	419.2	419.7	0.4	29.6	9.44	44.5
SDDSC050	419.7	421.0	1.4	0.4	0.13	0.6
SDDSC050	421.0	422.0	1.0	0.1	0.05	0.2
SDDSC050	422.0	423.0	1.0	0.2	0.01	0.2
SDDSC050	423.0	423.6	0.6	0.1	0.02	0.1
SDDSC050	423.6	424.0	0.4	1.0	0.07	1.1
SDDSC050	424.0	424.5	0.5	0.3	0.15	0.5
SDDSC050	424.5	424.9	0.3	0.7	0.62	1.6
SDDSC050	424.9	425.4	0.5	0.4	1.12	2.1
SDDSC050	425.4	426.1	0.7	0.0	0.03	0.1
SDDSC050	426.1	427.0	0.9	0.3	0.13	0.5
SDDSC050	427.0	427.6	0.6	0.1	0.01	0.1
SDDSC050	428.9	429.2	0.3	0.3	0.01	0.3
SDDSC050	429.9	430.2	0.3	0.2	1.05	1.8
SDDSC050	430.2	431.0	0.8	0.1	0.08	0.2
SDDSC050	434.0	434.5	0.5	0.1	0.01	0.1
SDDSC050	435.1	435.8	0.7	0.1	0.02	0.1
SDDSC050	435.8	436.2	0.4	0.1	0.00	0.1

SDDSC050	438.1	438.4	0.3	0.2	0.00	0.2
SDDSC050	439.1	439.8	0.7	0.1	0.01	0.1
SDDSC050	439.8	441.0	1.2	1.7	0.05	1.8
SDDSC050	441.0	441.9	0.9	0.2	0.01	0.2
SDDSC050	441.9	442.2	0.3	6.9	0.29	7.4
SDDSC050	442.2	443.0	0.8	2.6	0.01	2.6
SDDSC050	443.0	444.0	1.0	0.1	0.01	0.1
SDDSC050	444.0	444.8	0.8	0.2	0.02	0.3
SDDSC050	444.8	445.3	0.4	100.0	8.94	114.1
SDDSC050	445.3	445.8	0.5	6.2	3.32	11.5
SDDSC050	445.8	446.6	0.8	0.3	0.15	0.5
SDDSC050	446.6	447.3	0.7	0.5	0.04	0.6
SDDSC050	447.3	448.0	0.7	0.7	0.05	0.8
SDDSC050	448.0	449.0	1.0	1.0	0.01	1.0
SDDSC050	449.0	449.6	0.6	0.1	0.50	0.9
SDDSC050	449.6	451.0	1.4	3.5	0.50	4.3
SDDSC050	451.0	452.0	1.0	0.6	0.04	0.7
SDDSC050	453.0	453.6	0.6	0.0	0.01	0.1
SDDSC050	454.0	454.3	0.3	0.3	0.02	0.4
SDDSC050	454.3	455.1	0.8	0.1	0.02	0.1
SDDSC050	457.0	458.0	1.0	0.0	0.01	0.1
SDDSC050	458.0	458.7	0.7	0.0	0.01	0.1
SDDSC050	458.7	459.1	0.5	0.3	0.10	0.4
SDDSC050	460.0	461.0	1.0	0.2	0.04	0.2
SDDSC050	461.0	462.0	1.0	0.1	0.07	0.2
SDDSC050	462.0	462.6	0.6	0.2	0.06	0.2
SDDSC050	462.6	463.0	0.4	0.1	0.07	0.3
SDDSC050	463.0	463.6	0.6	0.0	0.02	0.1
SDDSC050	464.4	464.8	0.5	18.2	1.64	20.8
SDDSC050	464.8	465.7	0.9	0.4	0.08	0.5
SDDSC050	465.7	466.9	1.2	0.0	0.02	0.1
SDDSC050	467.2	467.7	0.5	0.4	0.09	0.6
SDDSC050	467.7	468.1	0.5	0.3	0.07	0.4
SDDSC050	468.1	469.1	1.0	0.1	0.01	0.1
SDDSC050	469.1	469.4	0.3	0.2	4.85	7.8
SDDSC050	469.4	470.4	1.0	0.2	0.04	0.3
SDDSC050	470.4	471.2	0.9	0.0	0.02	0.1
SDDSC050	471.2	471.9	0.7	0.1	0.07	0.2
SDDSC050	471.9	472.2	0.3	0.7	0.07	0.8
SDDSC050	472.5	472.7	0.2	0.1	0.04	0.2
SDDSC050	472.7	473.0	0.3	0.1	0.01	0.1
SDDSC050	473.0	474.0	1.0	0.1	0.11	0.3

SDDSC050	474.0	475.0	1.0	0.1	0.04	0.2
SDDSC050	475.0	476.0	1.0	0.3	0.31	0.7
SDDSC050	476.0	477.0	1.0	1.0	0.60	1.9
SDDSC050	477.0	477.6	0.6	0.2	0.03	0.2
SDDSC050	477.6	478.7	1.1	0.2	0.14	0.4
SDDSC050	478.7	479.7	1.0	0.7	0.18	1.0
SDDSC050	479.7	480.5	0.8	0.7	0.18	0.9
SDDSC050	480.5	481.3	0.8	0.4	0.39	1.0
SDDSC050	481.3	482.0	0.8	0.8	0.57	1.7
SDDSC050	482.0	483.0	1.0	0.6	0.88	2.0
SDDSC050	483.0	483.9	0.9	1.4	0.80	2.6
SDDSC050	483.9	484.2	0.3	2.0	0.72	3.2
SDDSC050	485.0	486.0	1.0	0.0	0.02	0.1
SDDSC050	486.0	487.0	1.0	0.2	0.07	0.3
SDDSC050	487.0	487.9	0.9	1.0	2.57	5.1
SDDSC050	487.9	488.2	0.3	0.5	1.45	2.7
SDDSC050	490.0	490.6	0.6	43.9	0.13	44.1
SDDSC050	490.6	490.9	0.3	11.8	0.07	11.9
SDDSC050	490.9	491.5	0.6	0.8	0.28	1.2
SDDSC050	491.5	492.1	0.6	0.2	0.09	0.4
SDDSC050	492.1	492.8	0.7	0.9	4.00	7.2
SDDSC050	492.8	493.4	0.6	5.0	25.60	45.4
SDDSC050	493.4	494.0	0.7	2.6	3.78	8.6
SDDSC050	494.0	495.0	1.0	0.6	0.47	1.3
SDDSC050	496.0	496.4	0.4	0.0	0.02	0.1
SDDSC050	498.0	498.9	0.9	0.1	0.02	0.1
SDDSC050	498.9	499.5	0.6	0.1	0.03	0.2
SDDSC050	499.5	500.5	1.0	0.0	0.12	0.2
SDDSC050	502.5	503.1	0.6	0.0	0.20	0.3
SDDSC050	503.1	503.7	0.7	0.0	0.03	0.1
SDDSC050	504.0	504.5	0.5	0.0	0.02	0.1
SDDSC050	513.6	513.9	0.3	0.3	31.40	49.9
SDDSC050	513.9	515.0	1.1	0.1	0.05	0.2
SDDSC050	516.1	517.0	0.9	0.0	0.03	0.1
SDDSC050	518.7	519.6	0.9	0.1	0.01	0.1
SDDSC050	519.6	520.5	0.9	0.1	0.25	0.5
SDDSC050	520.5	521.2	0.7	0.1	0.03	0.2
SDDSC050	521.2	521.9	0.7	0.0	0.02	0.1
SDDSC050	524.2	525.0	0.8	0.2	0.30	0.7
SDDSC050	525.0	525.3	0.3	0.0	0.39	0.6
SDDSC050	525.3	525.6	0.3	181.0	9.68	196.3
SDDSC050	525.6	526.0	0.4	0.3	0.05	0.3

SDDSC050	527.0	528.0	1.0	0.1	0.01	0.1
SDDSC050	529.0	530.0	1.0	0.1	0.68	1.1
SDDSC050	530.0	531.0	1.0	0.0	0.12	0.2
SDDSC050	531.0	531.6	0.6	0.0	0.02	0.1
SDDSC050	531.6	532.6	1.0	0.0	0.05	0.1
SDDSC050	532.6	533.0	0.4	0.0	0.10	0.2
SDDSC050	533.0	534.6	1.6	1.4	0.15	1.6
SDDSC050	534.6	535.0	0.4	0.4	0.09	0.5
SDDSC050	535.0	536.0	1.0	0.1	0.11	0.2
SDDSC050	536.0	537.1	1.1	1.5	0.91	3.0
SDDSC050	537.1	538.1	1.1	0.1	0.67	1.2
SDDSC050	540.6	541.7	1.0	0.1	0.30	0.6
SDDSC050	541.7	542.6	1.0	0.2	0.16	0.4
SDDSC050	542.6	543.7	1.1	0.2	0.11	0.4
SDDSC050	544.7	545.7	1.1	1.1	0.03	1.2
SDDSC050	545.7	546.7	1.0	0.3	0.12	0.5
SDDSC050	546.7	547.7	1.0	0.0	0.01	0.1
SDDSC050	547.7	548.5	0.7	0.2	0.03	0.2
SDDSC050	548.5	549.2	0.8	0.2	0.11	0.4
SDDSC050	549.2	549.6	0.3	40.1	0.59	41.0
SDDSC050	549.6	550.4	0.9	0.2	0.08	0.4
SDDSC050	550.4	551.3	0.9	0.2	0.04	0.2
SDDSC050	551.3	552.2	0.9	0.3	0.08	0.4
SDDSC050	554.0	555.0	1.0	0.0	0.02	0.1
SDDSC050	555.0	555.8	0.8	0.1	0.02	0.1
SDDSC050	556.6	557.0	0.4	0.1	0.06	0.2
SDDSC050	557.0	558.0	1.0	0.1	0.03	0.1
SDDSC050	561.0	562.0	1.0	0.3	0.18	0.5
SDDSC050	562.0	562.3	0.3	1.9	1.51	4.3
SDDSC050	562.3	563.2	0.9	0.6	0.25	1.0
SDDSC050	563.2	564.1	0.9	0.4	0.74	1.5
SDDSC050	564.1	565.1	1.0	0.4	1.19	2.3
SDDSC050	565.1	566.2	1.1	0.0	0.03	0.1
SDDSC050	566.2	567.2	1.1	0.0	0.03	0.1
SDDSC050	567.2	568.0	0.8	0.4	0.07	0.5
SDDSC050	568.0	568.4	0.4	1.1	0.79	2.4
SDDSC050	568.4	568.9	0.5	0.5	0.47	1.2
SDDSC050	568.9	569.2	0.3	5.1	1.06	6.8
SDDSC050	569.2	569.9	0.7	5.3	2.99	10.0
SDDSC050	569.9	570.5	0.6	1.0	0.79	2.2
SDDSC050	570.5	570.8	0.3	56.9	44.60	127.4
SDDSC050	570.8	571.6	0.7	0.9	0.28	1.3

SDDSC050	571.6	572.2	0.7	0.3	0.14	0.6
SDDSC050	573.0	573.6	0.6	0.0	0.54	0.8
SDDSC050	575.1	575.4	0.3	0.0	0.06	0.1
SDDSC050	578.9	579.2	0.3	0.2	0.76	1.4
SDDSC050	579.2	579.5	0.3	0.0	0.05	0.1
SDDSC050	579.5	579.8	0.3	0.2	0.24	0.6
SDDSC050	579.8	580.1	0.3	5.4	8.05	18.1
SDDSC050	583.0	583.3	0.3	14.9	4.28	21.6
SDDSC050	583.3	583.6	0.3	0.7	0.12	0.9
SDDSC050	584.7	585.5	0.8	0.0	0.03	0.1
SDDSC050	585.5	585.8	0.3	4.9	2.95	9.5
SDDSC050	585.8	586.4	0.6	2.6	0.09	2.7
SDDSC050	586.4	587.0	0.7	0.1	0.01	0.1
SDDSC050	587.0	588.0	1.0	0.1	0.01	0.1
SDDSC050	588.0	589.0	1.0	0.1	0.04	0.2
SDDSC050	589.0	589.3	0.3	130.0	19.35	160.6
SDDSC050	589.3	589.6	0.3	0.5	1.23	2.4
SDDSC050	589.6	590.0	0.4	1.1	7.10	12.3
SDDSC050	590.0	591.0	1.0	0.1	0.04	0.2
SDDSC050	591.0	592.0	1.0	0.3	0.01	0.3
SDDSC050	592.0	593.0	1.0	0.1	0.01	0.1
SDDSC050	595.8	596.6	0.9	0.2	0.12	0.4
SDDSC050	600.6	601.5	0.9	0.2	0.05	0.3
SDDSC050	607.6	608.3	0.7	0.1	0.02	0.1
SDDSC050	609.1	609.4	0.3	0.2	0.08	0.3
SDDSC050	609.4	610.0	0.6	0.2	0.03	0.2
SDDSC050	610.0	611.0	1.0	0.1	0.01	0.1
SDDSC050	611.0	612.0	1.0	0.5	0.39	1.1
SDDSC050	612.0	613.0	1.0	0.4	0.30	0.9
SDDSC050	613.0	614.0	1.0	0.7	3.21	5.8
SDDSC050	614.0	614.6	0.6	0.3	0.57	1.2
SDDSC050	614.6	614.9	0.3	0.0	0.06	0.1
SDDSC050	614.9	615.7	0.8	3.8	2.71	8.1
SDDSC050	615.7	616.2	0.5	0.1	0.15	0.3
SDDSC050	619.0	620.0	1.0	0.1	0.08	0.2
SDDSC050	620.0	620.4	0.4	119.0	25.10	158.7
SDDSC050	620.4	620.7	0.3	1.2	2.13	4.6
SDDSC050	620.7	621.0	0.3	0.6	2.29	4.2
SDDSC050	621.0	621.3	0.3	1.0	20.60	33.5
SDDSC050	621.3	621.6	0.3	2.2	4.10	8.6
SDDSC050	621.6	622.2	0.6	0.2	0.25	0.6
SDDSC050	622.2	622.6	0.5	26.3	6.16	36.0

SDDSC050	622.6	623.0	0.4	0.8	4.14	7.3
SDDSC050	623.0	623.4	0.4	0.6	1.12	2.3
SDDSC050	623.4	623.9	0.5	148.5	15.85	173.5
SDDSC050	623.9	625.0	1.1	0.4	0.16	0.7
SDDSC050	625.0	626.0	1.0	0.1	0.05	0.1
SDDSC050	628.8	629.8	1.1	0.0	0.05	0.1