

NEWS RELEASE

February 22, 2024

Mawson's Subsidiary SXG Drilling Shows Apollo Deep Increasing Grade at Depth

Includes 34.9 m @ 6.1 g/t AuEq Traversing 6 High-Grade Vein Sets

Vancouver, Canada — **Mawson Gold Limited** ("Mawson" or the "Company") (TSXV:MAW) (Frankfurt:MXR) (PINKSHEETS: MWSNF) announces Southern Cross Gold Ltd. ("Southern Cross Gold" or "SXG") has released three drillholes SDDSC105, 106 and 109 from the Apollo area at its 100%-owned Sunday Creek Project in Victoria, Australia (Figures 1, 4 and 5).

Highlights:

- Release of assay data from two drillholes (**SDDSC106** and **109**) show that the Apollo Deep area is becoming higher grade at depth (Figure 3).
- **SDDSC106** drilled east to west successfully traversed **6 high-grade vein sets** over a 200 m interval. The hole contains **eight intervals > 15 g/t Au (up to 59.9 g/t Au)** and **eight intervals of >5 % Sb (up to 34.5 % Sb)**. Selected highlights include:
 - **34.9 m @ 6.1 g/t AuEq** (4.0 g/t Au, 1.3% Sb) from 364.0 m
 - **6.0 m @ 5.5 g/t AuEq** (4.4 g/t Au, 0.7% Sb) from 412.0 m
 - **0.8 m @ 61.6 g/t AuEq** (30.9 g/t Au, 19.5% Sb) from 535.0 m
- **SDDSC109** was drilled parallel to and 70 m to 120 m up-dip of SDDSC106. It traversed seven vein sets in total. This drillhole contains **eight intervals > 15 g/t Au (up to 99.8 g/t Au)** and **five intervals >5% Sb (up to 33.8 % Sb)**. Selected highlights include:
 - **6.8 m @ 5.5 g/t AuEq** (4.4 g/t Au, 0.7% Sb) from 345.2 m
 - **9.2 m @ 10.3 g/t AuEq** (7.0 g/t Au, 2.1% Sb) from 456.8 m, including:
 - **2.8 m @ 32.3 g/t AuEq** (21.4 g/t Au, 6.9% Sb) from 459.0 m
- Eight drillholes at Sunday Creek are being processed and analysed, with three holes in progress (Figures 1 and 2).
- Mawson owns 93,750,000 shares of SXG (51%), valuing its stake at A\$118.6 million (C\$105.2 million) based on SXG's closing price on February 20, 2024 AEST.

Michael Hudson, Mawson Interim CEO and Executive Chairman, states: "Since SXG was listed less than 20 months ago, our team has routinely drilled to depth at Sunday Creek to test the well understood geological opportunity to find extremely high grade, "Cinderella Zones", that form at depth in the Victorian epizonal systems. Over the last 12 months the Rising Sun area has demonstrated spectacular results at depth and now it's Apollo's turn to show the same trend with **eight intervals > 15 g/t Au (up to 59.9 g/t Au) and eight intervals of >5% Sb (up to 34.5% Sb) including 34.9 m @ 6.1 g/t AuEq** from 364.0 m (Figure 3). These holes immediately increase the volume and grade of our initial exploration target published in January. With several drillholes from Apollo Deep in the assay lab we look forward to seeing what else can develop at depth in Apollo."

Drill Hole Discussion

SDDSC105 was terminated early due to it deviating too far from target. The hole intercepted near-miss alteration including sericite-pyrite +/- carbonate alteration associated with mineralisation at the top of the hole over a 90 m zone from (197 m to 287 m). Highlights included **1.0 m @ 1.7 g/t AuEq** (1.7 g/t Au, 0.0% Sb) from 221.0 m and **0.4 m @ 1.7 g/t AuEq** (1.7 g/t Au, 0.0% Sb) from 225.0 m.

SDDSC106 was drilled east to west through into the Apollo Deep area and successfully traversed **6 high-grade vein sets** over a 200 m interval. **SDDSC106** contains **eight intervals >15 g/t Au (up to 59.9 g/t Au)** and **eight intervals of >5 % Sb (up to 34.5% Sb)**. This hole confirms the mineral system is increasing in grade at depth (Figure 3) as it does across the Sunday Creek field. This observation is considered extremely promising. Several drillholes to report (SDDSC108A, 112W1 and 116) will continue to test the trend of higher grades and thickness at depth at Apollo.

Highlights from **SDDSC106** include:

- **5.5 m @ 2.5 g/t AuEq** (1.8 g/t Au, 0.4% Sb) from 339.0 m, including:
 - **0.5 m @ 7.2 g/t AuEq** (5.6 g/t Au, 1.0% Sb) from 339.6 m
- **4.5 m @ 3.2 g/t AuEq** (2.7 g/t Au, 0.3% Sb) from 346.5 m, including:
 - **1.0 m @ 10.1 g/t AuEq** (8.4 g/t Au, 1.1% Sb) from 349.4 m
- **1.0 m @ 1.8 g/t AuEq** (1.8 g/t Au, 0.0% Sb) from 359.0 m
- **34.9 m @ 6.1 g/t AuEq** (4.0 g/t Au, 1.3% Sb) from 364.0 m, including:
 - **0.2 m @ 66.9 g/t AuEq** (16.5 g/t Au, 31.9% Sb) from 367.7 m
 - **2.6 m @ 17.4 g/t AuEq** (13.0 g/t Au, 2.8% Sb) from 369.0 m
 - **1.4 m @ 13.9 g/t AuEq** (4.1 g/t Au, 6.2% Sb) from 373.5 m
 - **0.4 m @ 34.8 g/t AuEq** (18.4 g/t Au, 10.4% Sb) from 376.6 m
 - **1.5 m @ 34.9 g/t AuEq** (27.0 g/t Au, 5.0% Sb) from 379.7 m
 - **0.3 m @ 21.2 g/t AuEq** (8.0 g/t Au, 8.4% Sb) from 387.0 m
 - **1.0 m @ 9.5 g/t AuEq** (7.7 g/t Au, 1.2% Sb) from 393.0 m
 - **1.0 m @ 6.9 g/t AuEq** (6.0 g/t Au, 0.6% Sb) from 396.0 m
 - **0.5 m @ 15.4 g/t AuEq** (15.0 g/t Au, 0.3% Sb) from 398.4 m
- **6.0 m @ 5.5 g/t AuEq** (4.4 g/t Au, 0.7% Sb) from 412.0 m, including:
 - **0.3 m @ 5.8 g/t AuEq** (5.1 g/t Au, 0.4% Sb) from 412.0 m
 - **0.8 m @ 20.7 g/t AuEq** (18.4 g/t Au, 1.5% Sb) from 413.8 m
 - **1.4 m @ 7.4 g/t AuEq** (5.0 g/t Au, 1.5% Sb) from 416.3 m
- **0.9 m @ 9.5 g/t AuEq** (8.6 g/t Au, 0.6% Sb) from 433.2 m
- **2.8 m @ 4.8 g/t AuEq** (3.3 g/t Au, 0.9% Sb) from 436.6 m, including:
 - **1.7 m @ 7.0 g/t AuEq** (4.8 g/t Au, 1.4% Sb) from 437.4 m
- **0.3 m @ 1.4 g/t AuEq** (1.3 g/t Au, 0.1% Sb) from 454.4 m
- **3.1 m @ 1.5 g/t AuEq** (0.6 g/t Au, 0.5% Sb) from 457.0 m
- **5.6 m @ 2.2 g/t AuEq** (1.6 g/t Au, 0.3% Sb) from 468.8 m, including:
 - **0.3 m @ 11.4 g/t AuEq** (7.4 g/t Au, 2.5% Sb) from 468.8 m
- **0.4 m @ 5.8 g/t AuEq** (3.7 g/t Au, 1.3% Sb) from 481.1 m
- **1.0 m @ 5.8 g/t AuEq** (5.1 g/t Au, 0.5% Sb) from 495.7 m
- **0.8 m @ 61.6 g/t AuEq** (30.9 g/t Au, 19.5% Sb) from 535.0 m, including:

- **0.4 m @ 108.9 g/t AuEq** (54.4 g/t Au, 34.5% Sb) from 535.3 m

SDDSC109 was drilled parallel to and 70 m to 120 m up-dip of SDDSC106. It traversed seven vein sets in total, five through the high-grade core and two through the low-grade margins. This drillhole contains **eight intervals >15 g/t Au (up to 99.8 g/t Au)** and **five intervals >5% Sb (up to 33.8% Sb)**. Selected highlights include:

- **1.7 m @ 6.4 g/t AuEq** (4.5 g/t Au, 1.2% Sb) from 196.9 m
- **6.8 m @ 5.5 g/t AuEq** (4.4 g/t Au, 0.7% Sb) from 345.2 m, including:
 - **0.7 m @ 27.0 g/t AuEq** (21.5 g/t Au, 3.5% Sb) from 347.9 m
 - **0.3 m @ 34.4 g/t AuEq** (31.4 g/t Au, 1.9% Sb) from 349.8 m
- **3.9 m @ 4.4 g/t AuEq** (3.8 g/t Au, 0.4% Sb) from 362.0 m, including:
 - **0.2 m @ 36.0 g/t AuEq** (29.8 g/t Au, 3.9% Sb) from 365.1 m
- **0.9 m @ 16.2 g/t AuEq** (12.0 g/t Au, 2.7% Sb) from 374.6 m
- **1.5 m @ 7.5 g/t AuEq** (6.0 g/t Au, 0.9% Sb) from 386.4 m
- **9.2 m @ 10.3 g/t AuEq** (7.0 g/t Au, 2.1% Sb) from 456.8 m, including:
 - **2.8 m @ 32.3 g/t AuEq** (21.4 g/t Au, 6.9% Sb) from 459.0 m
- **0.3 m @ 6.2 g/t AuEq** (0.6 g/t Au, 3.5% Sb) from 503.6 m

Pending Results and Update

Eight holes (SDDSC107, 108A, 110-112, 112W1, 113, 114) are currently being processed and analysed, with three holes (SDDSC115A, 116, 117) in progress (Figures 1 and 2).

Further Information

Further discussion and analysis of the Sunday Creek project by Southern Cross Gold is available on the SXG website at www.southerncrossgold.com.au.

No upper gold grade cut is applied in the averaging and intervals are reported as drill thickness. During future Mineral Resource studies, the requirement for assay top cutting will be assessed.

Figures 1-4 show project location, plan, longitudinal and cross-sectional views of drill results reported here and Tables 1–3 provide collar and assay data. The true thickness of the mineralised intervals reported are interpreted to be approximately 60% to 70% of the sampled thickness. Lower grades were cut at 1.0 g/t AuEq lower cutoff over a maximum width of 2 m with higher grades cut at 5.0 g/t Au lower cutoff over a maximum of 1 m width, unless otherwise stated (0.3 g/t Au lower cutoff over a maximum width of 3 m).

Technical Background and Qualified Person

The Qualified Person, Michael Hudson, Executive Chairman and a director of Mawson Gold, and a Fellow of the Australasian Institute of Mining and Metallurgy, has reviewed, verified and approved the technical contents of this release.

Analytical samples are transported to the Bendigo facility of On Site Laboratory Services ("On Site") which operates under both an ISO 9001 and NATA quality systems. Samples were prepared and analyzed for gold using the fire assay technique (PE01S method; 25 gram charge), followed by measuring the gold in solution with flame AAS equipment. Samples for multi-element analysis (BM011 and over-range methods as required) use aqua regia digestion and ICP-MS analysis. The QA/QC program of Southern Cross Gold consists of the systematic insertion of certified standards of known gold content, blanks within interpreted mineralized rock and quarter core duplicates. In addition, On Site inserts blanks and standards into the analytical process.

MAW considers that both gold and antimony that are included in the gold equivalent calculation ("AuEq") have reasonable potential to be recovered at Sunday Creek, given current geochemical understanding, historic production statistics and geologically analogous mining operations. Historically, ore from Sunday Creek was treated onsite or shipped to the Costerfield mine, located 54 km to the northwest of the project, for processing during WW1. The Costerfield mine corridor, now owned by Mandalay Resources Ltd contains two million ounces of equivalent gold (Mandalay Q3 2021 Results), and in 2020 was the sixth highest-grade global underground mine and a top 5 global producer of antimony.

SXG considers that it is appropriate to adopt the same gold equivalent variables as Mandalay Resources Ltd in its Mandalay Technical Report, 2022 dated 25 March 2022. The gold equivalence formula used by Mandalay Resources was calculated using recoveries achieved at the Costerfield Property Brunswick Processing Plant during 2020, using a gold price of US\$1,700 per ounce, an antimony price of US\$8,500 per tonne and 2021 total year metal recoveries of 93% for gold and 95% for antimony, and is as follows:

$$AuEq = Au (g/t) + 1.58 \times Sb (\%)$$

Based on the latest Costerfield calculation and given the similar geological styles and historic toll treatment of Sunday Creek mineralization at Costerfield, SXG considers that a $AuEq = Au (g/t) + 1.58 \times Sb (\%)$ is appropriate to use for the initial exploration targeting of gold-antimony mineralization at Sunday Creek.

About Mawson Gold Limited (TSXV:MAW, FRANKFURT:MXR, OTC/PINK:MWSNF)

[Mawson Gold Limited](#) has distinguished itself as a leading Nordic exploration company. Over the last decades, the team behind Mawson has forged a long and successful record of discovering, financing, and advancing mineral projects in the Nordics and Australia. Mawson holds the Skellefteå North gold discovery and a portfolio of historic uranium resources in Sweden. Mawson also holds 51% of Southern Cross Gold Ltd. (ASX: SXG) which owns or controls three high-grade, historic epizonal goldfields covering 470 km² in Victoria, Australia, including the exciting Sunday Creek Au-Sb discovery.

About Southern Cross Gold Ltd (ASX: SXG)

[Southern Cross Gold](#) holds the 100%-owned Sunday Creek project in Victoria and Mt Isa project in Queensland, the Redcastle and Whroo joint ventures in Victoria, Australia, and a strategic 10% holding in ASX-listed Nagambie Resources Limited (ASX: NAG) which grants SXG a Right of First Refusal over a 3,300 square kilometer tenement package held by NAG in Victoria.

On behalf of the Board,

"Michael Hudson"

Michael Hudson, Interim CEO and Executive Chairman

Further Information

www.mawsongold.com

1305 – 1090 West Georgia St., Vancouver, BC, V6E 3V7

Mariana Bermudez (Canada), Corporate Secretary

+1 (604) 685 9316 info@mawsongold.com

Forward-Looking Statement

This news release contains forward-looking statements or forward-looking information within the meaning of applicable securities laws (collectively, "forward-looking statements"). All statements herein, other than statements of historical fact, are forward-looking statements. Although Mawson believes that such statements are reasonable, it can give no assurance that such expectations will prove to be correct. Forward-looking statements are typically identified by words such as: believe, expect, anticipate, intend, estimate, postulate, and similar expressions, or are those, which, by their nature, refer to future events. Mawson cautions investors that any forward-looking statements are not guarantees of future results or performance, and that actual results may differ materially from those in forward-looking statements as a result of various factors, including, Mawson's expectations regarding its ownership interest in Southern Cross Gold, capital and other costs varying significantly from estimates, changes in world metal markets, changes in equity markets, the potential impact of epidemics, pandemics or other public health crises, including COVID-19, on the Company's business, risks related to negative publicity with respect to the Company or the mining industry in general; exploration potential being conceptual in nature, there being insufficient exploration to define a mineral resource on the Australian-projects owned by SXG, and uncertainty if further exploration will result in the determination of a mineral resource; planned drill programs and results varying from expectations, delays in obtaining results, equipment failure, unexpected geological conditions, local community relations, dealings with non-governmental organizations, delays in operations due to permit grants, environmental and safety risks, and other risks and uncertainties disclosed under the heading "Risk Factors" in Mawson's most recent Annual Information Form filed on [SEDAR](#). Any forward-looking statement speaks only as of the date on which it is made and, except as may be required by applicable securities laws, Mawson disclaims any intent or obligation to update any forward-looking statement, whether as a result of new information, future events or results or otherwise.

Figure 1: Sunday Creek plan view showing SDDSC105, 106 and 109 reported here (grey box, blue highlight), selected prior reported drill holes and pending holes. For location see Figure 4.

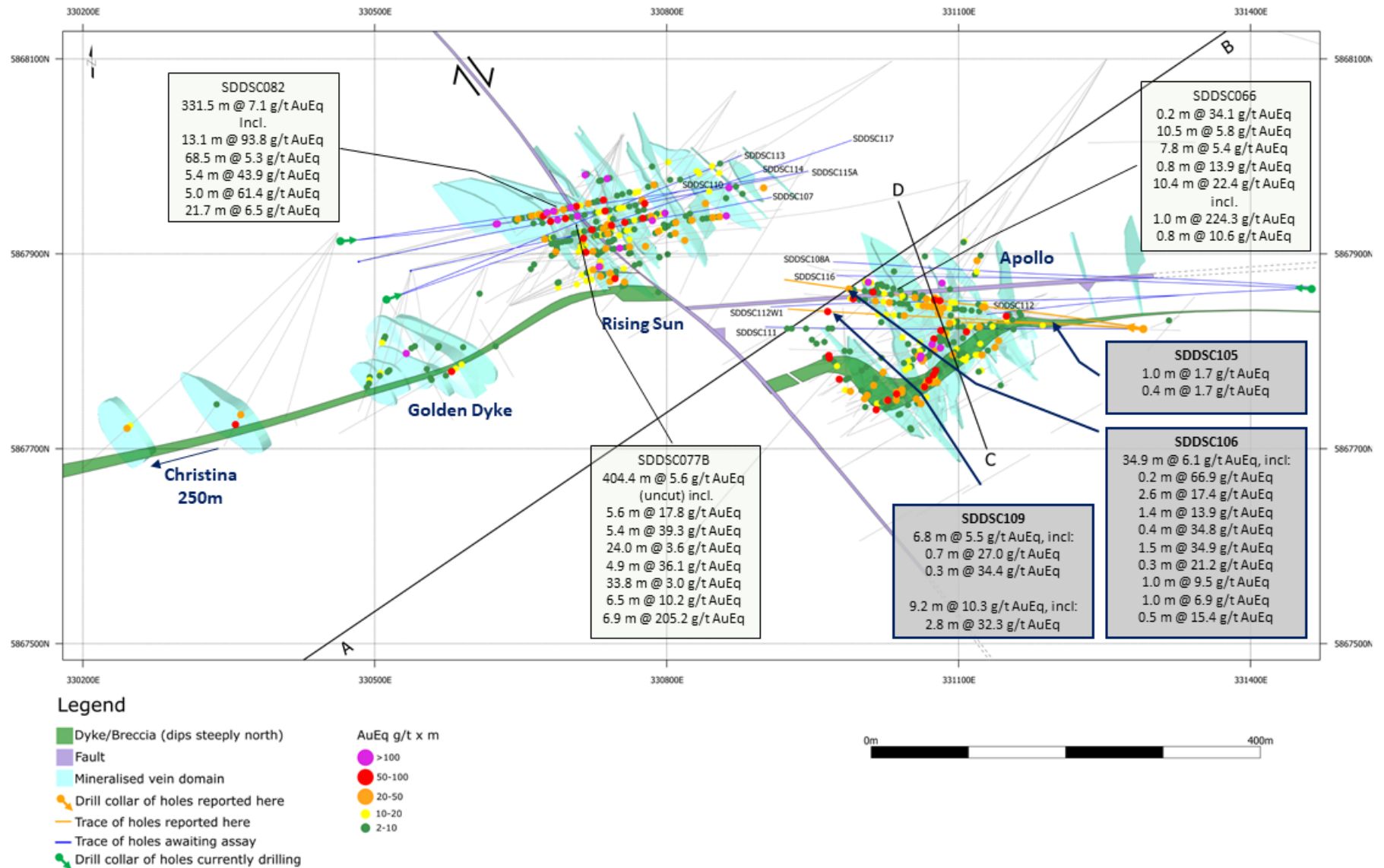


Figure 2: Sunday Creek longitudinal section across A-B in the plane of the dyke breccia/altered sediment host (see Figure 1) looking towards the north (striking 236 degrees) showing mineralized veins sets. Showing SDDSC105, 106 and 109 reported here and prior reported drill holes. Location of Figure 3 (section C-D marked with red arrows).




Figure 3: Sunday Creek longitudinal section of the modelled vein set A70 across C-D, looking towards the west-south-west (striking 340 degrees). Showing SDDSC106 and SDDSC109 (light blue trace, orange text) reported here and prior reported drill holes. Raster coloring of wireframe shows grade x true thickness increasing at depth.




Figure 4: Sunday Creek regional plan view showing LIDAR, soil sampling, structural framework, regional historic epizonal gold mining areas and broad regional areas (Tonstal, Consols and Leviathan) tested by 12 holes for 2,383 m drill program. The regional drill areas are at Tonstal, Consols and Leviathan located 4,000-7,500 m along strike from the main drill area at Golden Dyke- Apollo.

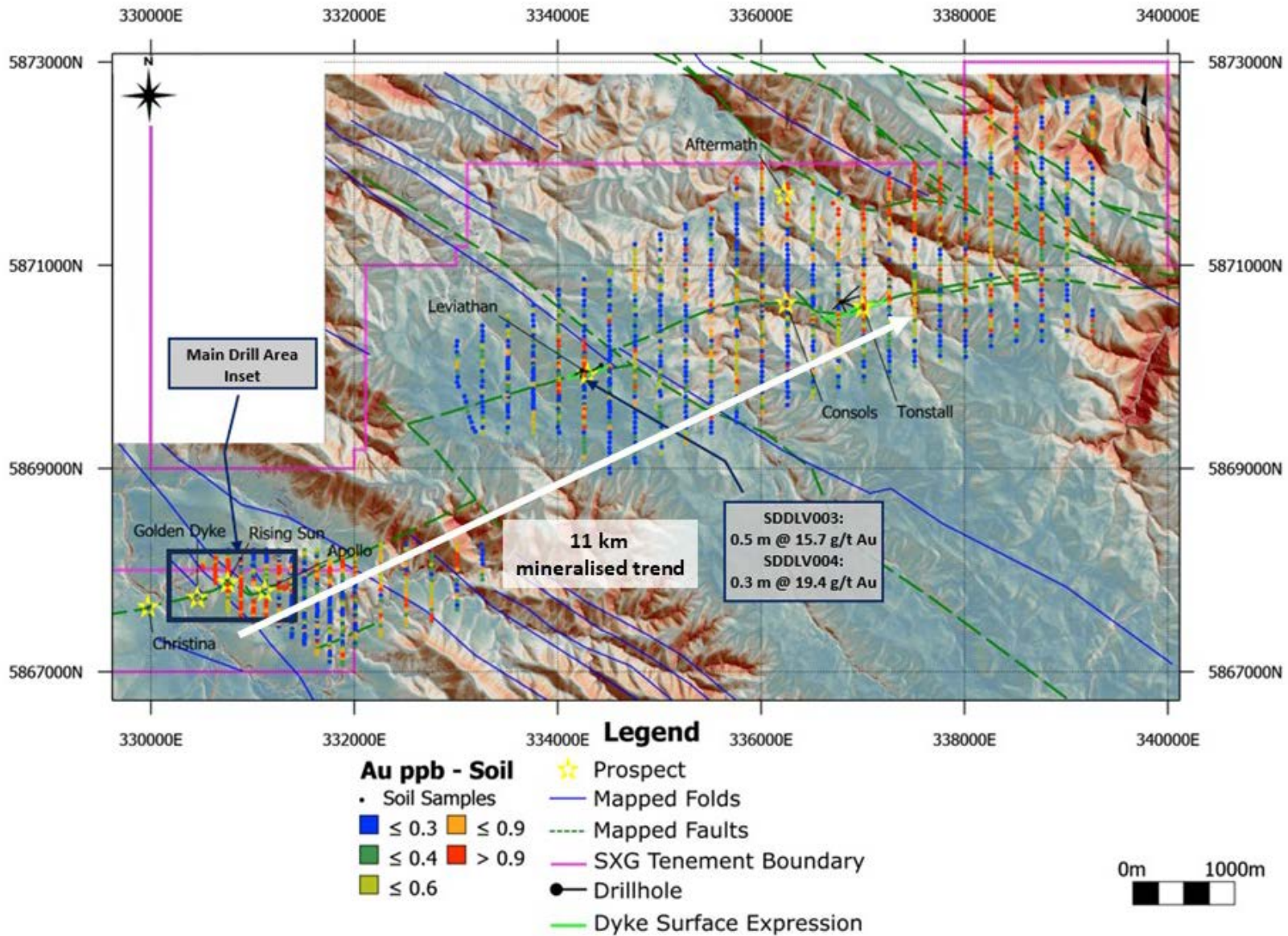


Figure 5: Location of the Sunday Creek project, along with SXG's other Victoria projects and simplified geology.

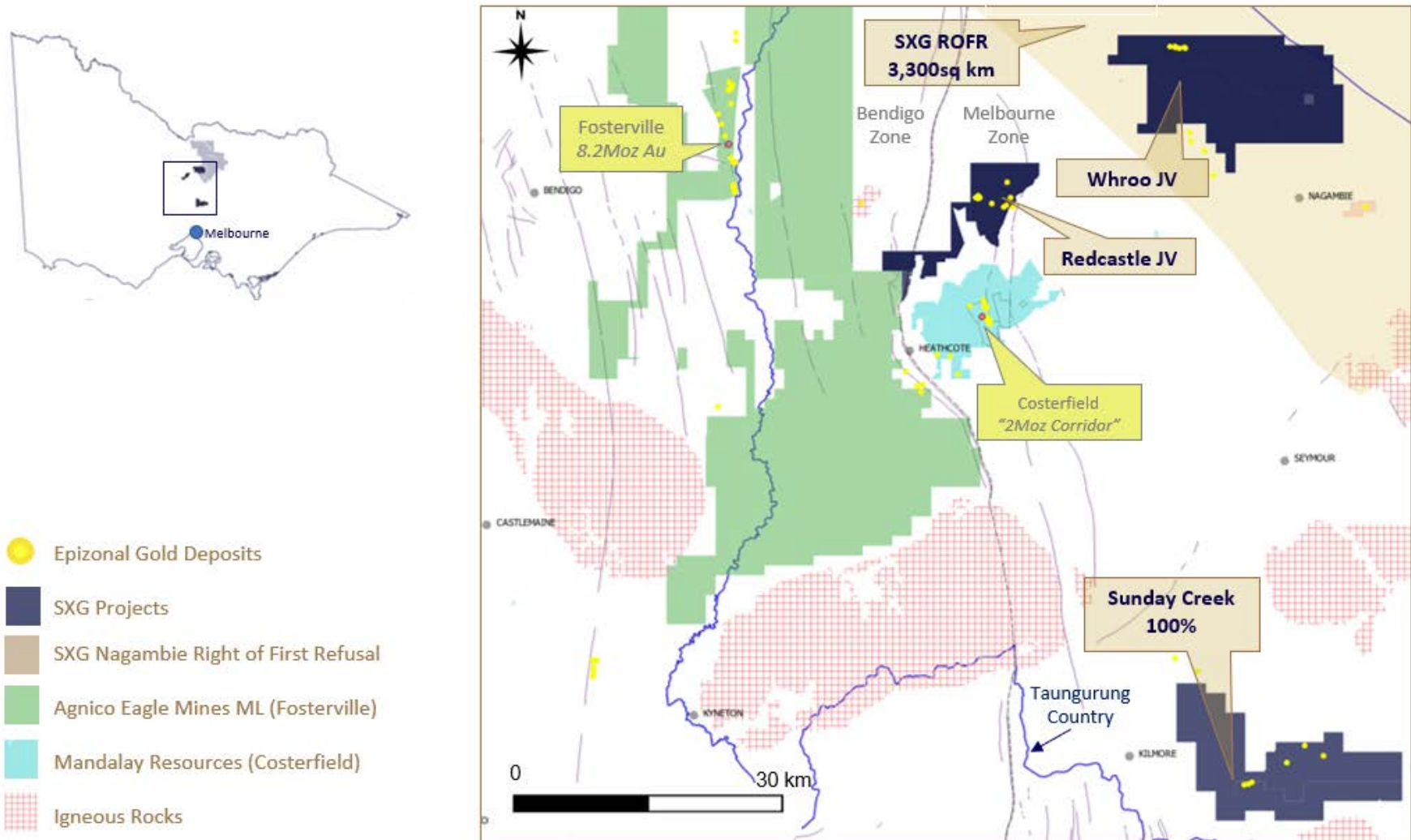


Table 1: Drill collar summary table for recent drill holes in progress.

Hole_ID	Depth (m)	Prospect	East GDA94_Z55	North GDA94_Z55	Elevation	Azimuth	Plunge
SDDSC092	803.8	Rising Sun	330537	5867882	295.5	79.0	-60
SDDSC093	610.9	Rising Sun	331291	5867823	316.8	271	-47.5
SDDSC094	23.3	Rising Sun	330639	5867846	306.2	68.5	-56
SDDSC094A	359.6	Rising Sun	330639	5867846	306.1	68.5	-56
SDDSC095	368.3	Apollo	331291	5867823	316.8	271	-53
SDDSC096	347.9	Rising Sun	330639	5867846	306.1	68	-63.5
SDDSC097	62.3	Apollo	331291	5867823	316.8	276	-50.5
SDDSC097A	575	Apollo	331291	5867823	316.8	277	-50
SDDSC098	278.5	Rising Sun	330639	5867846	306.1	72	-48.5
SDDSC099	284.7	Rising Sun	330639	5867846	306.1	71.5	-58.5
SDDSC100	1042	Rising Sun	330482	5867891	289.5	74.5	-64
SDDSC101	181.5	Rising Sun	330639	5867846	306.1	63	-37
SDDSC102	596.8	Rising Sun	330537	5867883	295.5	75	-59
SDDSC103	260.6	Rising Sun	330639	5867847	306.1	53	-53
SDDSC104	595.2	Rising Sun	330639	5867847	306.1	64.5	-65.7
SDDSC105	353.6	Apollo	331291	5867823	316.8	275.3	-55.2
SDDSC106	653.5	Apolo	331291	5867823	316.8	279.5	-53
SDDSC107	815.9	Rising Sun	330537	5867883	295.5	77.5	-62
SDDSC108A	855.9	Apollo	331464	5867865	333	272.5	-50
SDDSC109	520.9	Apollo	331291	5867823	316.8	273.5	-44.5
SDDSC110	856.7	Rising Sun	330482	5867892	289.5	78	-66
SDDSC111	496.7	Apollo	331291	5867823	316.8	270	-38
SDDSC112	490.9	Apollo	331464	5867865	333	267	-42
SDDSC112W1	766.4	Apollo	331329	5867859	200	267	-42
SDDSC113	905.5	Rising Sun	330511	5867853	296.6	67.5	-63.5
SDDSC114	878.6	Rising Sun	330464	5867914	286.6	82	-58
SDDSC115	17.6	Rising Sun	330464	5867912	286.6	83	-58.5
SDDSC115A	In progress plan 990 m	Rising Sun	330464	5867912	286.7	83	-59
SDDSC116	In progress plan 810 m	Rising Sun	331465	5867865	333.3	272.5	-41.5
SDDSC117	In progress plan 1200 m	Rising Sun	330510	5867852	296.5	70.5	-64.5

Table 2: Tables of mineralized drill hole intersections reported from SDDSC105, 106 and 109 using two cut-off criteria. Lower grades cut at 1.0 g/t lower cutoff over a maximum of 2 m with higher grades cut at 5.0 g/t AuEq cutoff over a maximum of 1 m.

Hole-ID	From (m)	To (m)	Length (m)	Au g/t	Sb%	AuEq g/t
SDDSC105	221.00	222.00	1.0	1.7	0.0	1.7
SDDSC105	225.00	225.39	0.4	1.7	0.0	1.7
SDDSC106	205.00	207.68	2.7	0.7	0.0	0.7
SDDSC106	291.20	291.55	0.4	1.0	0.0	1.0
SDDSC106	306.84	307.10	0.3	1.2	0.0	1.3
SDDSC106	327.95	329.15	1.2	1.4	0.0	1.4
SDDSC106	336.15	336.70	0.6	1.0	0.1	1.1
SDDSC106	339.00	344.50	5.5	1.8	0.4	2.5
including	339.60	340.15	0.5	5.6	1.0	7.2
SDDSC106	346.45	350.95	4.5	2.7	0.3	3.2
including	349.40	350.35	1.0	8.4	1.1	10.1
SDDSC106	359.00	360.00	1.0	1.8	0.0	1.8
SDDSC106	364.00	398.90	34.9	4.0	1.3	6.1
including	367.74	367.95	0.2	16.5	31.9	66.9
including	369.00	371.55	2.6	13.0	2.8	17.4
including	373.50	374.90	1.4	4.1	6.2	13.9
including	376.55	377.00	0.4	18.4	10.4	34.8
including	379.65	381.10	1.5	27.0	5.0	34.9
including	387.00	387.30	0.3	8.0	8.4	21.2
including	393.00	394.00	1.0	7.7	1.2	9.5
including	396.00	397.00	1.0	6.0	0.6	6.9
including	398.35	398.90	0.5	15.0	0.3	15.4
SDDSC106	403.60	403.78	0.2	1.0	0.0	1.0
SDDSC106	405.90	409.33	3.4	1.1	0.4	1.8
SDDSC106	411.98	418.00	6.0	4.4	0.7	5.5
including	411.98	412.27	0.3	5.1	0.4	5.8
including	413.81	414.56	0.8	18.4	1.5	20.7
including	416.34	417.78	1.4	5.0	1.5	7.4
SDDSC106	419.96	421.01	1.1	1.1	0.1	1.2
SDDSC106	423.57	423.80	0.2	1.0	0.1	1.1
SDDSC106	433.16	434.09	0.9	8.6	0.6	9.5
SDDSC106	436.57	439.33	2.8	3.3	0.9	4.8
including	437.40	439.12	1.7	4.8	1.4	7.0
SDDSC106	454.35	454.65	0.3	1.3	0.1	1.4
SDDSC106	457.02	460.15	3.1	0.6	0.5	1.5
including	459.94	460.15	0.2	2.6	2.7	6.9
SDDSC106	468.78	474.37	5.6	1.6	0.3	2.2
including	468.78	469.03	0.3	7.4	2.5	11.4
SDDSC106	480.65	482.30	1.7	1.9	0.3	2.4

including	481.14	481.52	0.4	3.7	1.3	5.8
SDDSC106	484.63	486.97	2.3	1.7	0.6	2.6
SDDSC106	495.66	496.71	1.0	5.1	0.5	5.8
SDDSC106	506.00	507.39	1.4	0.5	1.4	2.7
SDDSC106	525.15	529.00	3.9	1.0	0.0	1.1
SDDSC106	535.00	535.75	0.8	30.9	19.5	61.6
including	535.33	535.75	0.4	54.4	34.5	108.9
SDDSC109	196.85	198.52	1.7	4.5	1.2	6.4
SDDSC109	283.00	287.00	4.0	0.7	0.1	0.8
SDDSC109	289.70	290.10	0.4	1.1	0.0	1.1
SDDSC109	293.65	294.80	1.2	1.3	0.2	1.7
SDDSC109	345.22	351.98	6.8	4.4	0.7	5.5
including	345.22	345.68	0.5	4.3	1.4	6.5
including	347.85	348.51	0.7	21.5	3.5	27.0
including	349.75	350.00	0.3	31.4	1.9	34.4
SDDSC109	354.71	356.90	2.2	0.5	0.5	1.3
including	356.68	356.90	0.2	1.9	4.8	9.4
SDDSC109	359.07	359.28	0.2	2.3	0.0	2.3
SDDSC109	362.00	365.85	3.9	3.8	0.4	4.4
including	362.00	362.92	0.9	6.0	0.5	6.8
including	365.14	365.35	0.2	29.8	3.9	36.0
SDDSC109	368.00	371.67	3.7	0.9	0.0	0.9
SDDSC109	374.60	375.51	0.9	12.0	2.7	16.2
including	375.25	375.51	0.3	33.1	8.8	46.9
SDDSC109	378.40	379.29	0.9	1.3	1.0	2.8
including	378.40	378.60	0.2	1.3	4.3	8.1
SDDSC109	386.38	387.90	1.5	6.0	0.9	7.5
SDDSC109	407.67	408.20	0.5	1.1	0.2	1.4
SDDSC109	423.05	424.00	0.9	1.8	0.0	1.9
SDDSC109	456.76	466.00	9.2	7.0	2.1	10.3
including	459.00	461.77	2.8	21.4	6.9	32.3
SDDSC109	503.60	503.93	0.3	0.6	3.5	6.2

Table 3: All individual assays reported from SDDSC105, 106 and 109 reported here >0.1g/t AuEq.

Hole-ID	From (m)	To (m)	Length (m)	Au g/t	Sb%	AuEq g/t
SDDSC109	145.00	146.00	1.0	0.5	0.0	0.5
SDDSC109	146.00	147.00	1.0	0.1	0.0	0.2
SDDSC109	147.00	148.00	1.0	0.3	0.0	0.3
SDDSC109	155.00	155.60	0.6	0.0	0.3	0.6
SDDSC109	155.60	156.60	1.0	0.1	0.0	0.1
SDDSC109	157.61	158.22	0.6	0.1	0.0	0.1
SDDSC109	196.00	196.85	0.9	0.3	0.0	0.3
SDDSC109	196.85	197.23	0.4	7.1	1.7	9.8
SDDSC109	197.23	197.72	0.5	5.5	1.5	7.9
SDDSC109	197.72	198.52	0.8	2.7	0.8	4.0
SDDSC109	199.30	199.73	0.4	0.5	0.0	0.5
SDDSC109	237.00	238.00	1.0	0.1	0.0	0.1
SDDSC109	283.00	283.45	0.5	1.0	0.3	1.5
SDDSC109	283.45	284.80	1.4	0.3	0.0	0.3
SDDSC109	284.80	285.35	0.6	0.3	0.0	0.4
SDDSC109	285.35	286.00	0.7	0.9	0.3	1.3
SDDSC109	286.00	286.30	0.3	1.0	0.2	1.2
SDDSC109	286.30	286.67	0.4	1.0	0.0	1.1
SDDSC109	286.67	287.00	0.3	1.0	0.1	1.2
SDDSC109	287.00	287.45	0.5	0.7	0.0	0.7
SDDSC109	287.45	288.05	0.6	0.4	0.0	0.4
SDDSC109	288.05	288.90	0.9	0.1	0.0	0.1
SDDSC109	288.90	289.70	0.8	0.8	0.0	0.9
SDDSC109	289.70	290.10	0.4	1.1	0.0	1.1
SDDSC109	290.10	290.40	0.3	0.2	0.0	0.2
SDDSC109	290.40	291.00	0.6	0.2	0.0	0.2
SDDSC109	291.00	291.55	0.6	0.7	0.0	0.7
SDDSC109	292.60	292.90	0.3	0.3	0.0	0.3
SDDSC109	292.90	293.65	0.8	0.4	0.0	0.4
SDDSC109	293.65	294.35	0.7	1.5	0.3	1.9
SDDSC109	294.35	294.80	0.5	0.9	0.2	1.3
SDDSC109	296.35	296.75	0.4	0.1	0.0	0.1
SDDSC109	296.75	297.45	0.7	0.1	0.0	0.1
SDDSC109	326.10	327.20	1.1	0.1	0.0	0.1
SDDSC109	339.00	340.00	1.0	0.1	0.0	0.1
SDDSC109	342.00	343.00	1.0	0.1	0.0	0.1
SDDSC109	344.00	345.22	1.2	0.7	0.1	0.8
SDDSC109	345.22	345.68	0.5	4.3	1.4	6.5
SDDSC109	345.68	346.45	0.8	0.9	0.0	1.0
SDDSC109	346.45	347.34	0.9	0.3	0.0	0.3

SDDSC109	347.34	347.85	0.5	1.2	0.0	1.2
SDDSC109	347.85	348.28	0.4	17.7	0.0	17.7
SDDSC109	348.28	348.51	0.2	28.5	10.1	44.5
SDDSC109	348.51	348.95	0.4	2.1	1.6	4.6
SDDSC109	348.95	349.75	0.8	0.9	0.1	1.0
SDDSC109	349.75	350.00	0.3	31.4	1.9	34.4
SDDSC109	350.00	351.00	1.0	1.4	0.0	1.5
SDDSC109	351.57	351.98	0.4	2.6	1.1	4.3
SDDSC109	351.98	353.00	1.0	0.1	0.0	0.1
SDDSC109	354.00	354.71	0.7	0.1	0.0	0.1
SDDSC109	354.71	355.03	0.3	1.4	0.0	1.4
SDDSC109	355.03	356.00	1.0	0.1	0.0	0.2
SDDSC109	356.00	356.68	0.7	0.1	0.0	0.1
SDDSC109	356.68	356.90	0.2	1.9	4.8	9.4
SDDSC109	358.30	359.07	0.8	0.5	0.0	0.6
SDDSC109	359.07	359.28	0.2	2.3	0.0	2.3
SDDSC109	359.28	360.00	0.7	0.1	0.0	0.1
SDDSC109	360.00	361.00	1.0	0.1	0.0	0.1
SDDSC109	362.00	362.50	0.5	6.8	0.7	7.9
SDDSC109	362.50	362.92	0.4	4.9	0.3	5.5
SDDSC109	362.92	363.50	0.6	0.2	0.0	0.2
SDDSC109	363.50	364.07	0.6	1.1	0.0	1.2
SDDSC109	364.07	364.45	0.4	1.5	0.1	1.7
SDDSC109	364.45	365.14	0.7	0.2	0.0	0.2
SDDSC109	365.14	365.35	0.2	29.8	3.9	36.0
SDDSC109	365.35	365.85	0.5	2.5	0.3	2.9
SDDSC109	365.85	366.41	0.6	0.3	0.0	0.4
SDDSC109	366.41	367.24	0.8	0.7	0.0	0.7
SDDSC109	367.24	368.00	0.8	0.2	0.0	0.2
SDDSC109	368.00	368.85	0.9	1.9	0.0	1.9
SDDSC109	368.85	369.63	0.8	0.2	0.0	0.2
SDDSC109	369.63	369.96	0.3	2.3	0.0	2.3
SDDSC109	369.96	370.92	1.0	0.2	0.0	0.2
SDDSC109	370.92	371.47	0.6	0.1	0.0	0.1
SDDSC109	371.47	371.67	0.2	2.2	0.2	2.4
SDDSC109	374.00	374.60	0.6	0.3	0.0	0.3
SDDSC109	374.60	375.25	0.7	3.6	0.2	4.0
SDDSC109	375.25	375.51	0.3	33.1	8.8	46.9
SDDSC109	376.49	376.67	0.2	0.5	0.0	0.5
SDDSC109	376.67	377.56	0.9	0.3	0.0	0.3
SDDSC109	377.56	378.40	0.8	0.3	0.0	0.3
SDDSC109	378.40	378.60	0.2	1.3	4.3	8.1
SDDSC109	378.60	378.93	0.3	0.8	0.0	0.9

SDDSC109	378.93	379.29	0.4	1.7	0.0	1.7
SDDSC109	383.00	384.00	1.0	0.1	0.0	0.1
SDDSC109	384.00	385.00	1.0	0.3	0.0	0.3
SDDSC109	385.00	386.00	1.0	0.1	0.0	0.1
SDDSC109	386.00	386.38	0.4	0.4	0.0	0.4
SDDSC109	386.38	386.80	0.4	3.1	1.8	5.9
SDDSC109	386.80	387.63	0.8	0.3	0.0	0.3
SDDSC109	387.63	387.90	0.3	28.2	2.5	32.1
SDDSC109	387.90	388.80	0.9	0.3	0.0	0.3
SDDSC109	389.80	390.52	0.7	0.1	0.0	0.1
SDDSC109	402.00	403.00	1.0	0.1	0.0	0.1
SDDSC109	403.00	404.00	1.0	0.1	0.0	0.1
SDDSC109	407.00	407.67	0.7	0.4	0.0	0.4
SDDSC109	407.67	408.20	0.5	1.1	0.2	1.4
SDDSC109	410.40	411.20	0.8	0.1	0.0	0.1
SDDSC109	414.60	415.80	1.2	0.0	0.0	0.1
SDDSC109	422.00	423.05	1.1	0.6	0.0	0.7
SDDSC109	423.05	424.00	1.0	1.8	0.0	1.9
SDDSC109	424.00	425.00	1.0	0.1	0.0	0.1
SDDSC109	428.00	429.00	1.0	1.0	0.0	1.0
SDDSC109	429.00	429.90	0.9	0.2	0.0	0.2
SDDSC109	429.90	431.00	1.1	0.6	0.0	0.6
SDDSC109	431.00	432.16	1.2	0.3	0.0	0.3
SDDSC109	434.45	434.80	0.4	0.2	0.3	0.7
SDDSC109	435.30	436.09	0.8	0.0	0.0	0.1
SDDSC109	449.00	450.00	1.0	0.1	0.0	0.1
SDDSC109	451.94	453.00	1.1	0.1	0.0	0.1
SDDSC109	454.00	454.65	0.7	0.0	0.0	0.1
SDDSC109	455.70	456.76	1.1	0.2	0.0	0.2
SDDSC109	456.76	457.56	0.8	1.1	0.0	1.1
SDDSC109	457.56	457.85	0.3	2.3	0.0	2.3
SDDSC109	457.85	458.68	0.8	0.5	0.1	0.6
SDDSC109	458.68	459.00	0.3	1.2	0.3	1.6
SDDSC109	459.00	459.30	0.3	99.8	33.8	153.2
SDDSC109	459.30	459.60	0.3	13.0	7.3	24.6
SDDSC109	459.60	459.93	0.3	9.6	1.7	12.2
SDDSC109	459.93	460.27	0.3	2.5	0.1	2.6
SDDSC109	460.27	460.48	0.2	7.8	2.7	12.0
SDDSC109	460.48	460.68	0.2	1.8	0.3	2.2
SDDSC109	460.68	461.12	0.4	29.1	10.9	46.3
SDDSC109	461.12	461.77	0.7	10.3	1.1	12.0
SDDSC109	461.77	462.20	0.4	0.5	0.0	0.5
SDDSC109	462.20	463.25	1.1	0.3	0.0	0.3

SDDSC109	463.25	464.00	0.8	1.8	0.0	1.8
SDDSC109	465.00	466.00	1.0	1.2	0.2	1.4
SDDSC109	473.00	474.00	1.0	0.1	0.0	0.1
SDDSC109	478.00	479.00	1.0	0.1	0.0	0.1
SDDSC109	479.00	479.96	1.0	0.1	0.0	0.1
SDDSC109	503.60	503.93	0.3	0.6	3.5	6.2
SDDSC109	515.60	516.50	0.9	0.1	0.0	0.1
SDDSC106	173.68	174.04	0.4	0.1	0.2	0.4
SDDSC106	174.66	175.00	0.3	0.0	0.0	0.1
SDDSC106	186.62	186.86	0.2	0.1	0.0	0.1
SDDSC106	186.86	187.16	0.3	0.6	0.0	0.6
SDDSC106	201.00	201.71	0.7	0.1	0.0	0.1
SDDSC106	201.71	202.55	0.8	0.1	0.0	0.1
SDDSC106	205.00	205.70	0.7	1.0	0.0	1.0
SDDSC106	206.40	206.66	0.3	0.7	0.0	0.7
SDDSC106	206.66	206.97	0.3	0.1	0.0	0.1
SDDSC106	206.97	207.68	0.7	1.4	0.0	1.4
SDDSC106	207.68	208.56	0.9	0.2	0.0	0.2
SDDSC106	208.56	209.00	0.4	0.1	0.0	0.2
SDDSC106	218.45	219.20	0.8	0.1	0.0	0.1
SDDSC106	221.00	222.00	1.0	0.1	0.0	0.1
SDDSC106	230.00	231.00	1.0	0.1	0.0	0.1
SDDSC106	280.15	280.90	0.8	0.1	0.0	0.1
SDDSC106	281.50	282.25	0.8	0.1	0.0	0.1
SDDSC106	282.55	283.30	0.8	0.1	0.0	0.1
SDDSC106	284.98	285.65	0.7	0.2	0.0	0.3
SDDSC106	287.60	288.05	0.5	0.1	0.0	0.1
SDDSC106	289.35	289.70	0.4	0.0	0.0	0.1
SDDSC106	289.70	290.05	0.4	0.1	0.0	0.1
SDDSC106	290.75	291.20	0.5	0.1	0.0	0.1
SDDSC106	291.20	291.55	0.4	1.0	0.0	1.0
SDDSC106	291.55	291.95	0.4	0.9	0.0	1.0
SDDSC106	291.95	292.95	1.0	0.5	0.1	0.7
SDDSC106	292.95	294.35	1.4	0.4	0.0	0.4
SDDSC106	294.95	295.85	0.9	0.1	0.0	0.2
SDDSC106	300.00	300.34	0.3	0.1	0.0	0.1
SDDSC106	301.00	302.00	1.0	0.1	0.0	0.1
SDDSC106	302.00	302.96	1.0	0.2	0.0	0.2
SDDSC106	302.96	304.00	1.0	0.1	0.0	0.1
SDDSC106	304.00	305.00	1.0	0.1	0.0	0.1
SDDSC106	305.00	306.00	1.0	0.2	0.0	0.2
SDDSC106	306.00	306.84	0.8	0.3	0.0	0.3
SDDSC106	306.84	307.10	0.3	1.2	0.0	1.3

SDDSC106	308.00	309.00	1.0	0.1	0.0	0.1
SDDSC106	309.00	310.00	1.0	0.1	0.0	0.1
SDDSC106	313.00	314.00	1.0	0.1	0.0	0.1
SDDSC106	327.95	328.75	0.8	1.6	0.0	1.6
SDDSC106	328.75	329.15	0.4	1.1	0.0	1.1
SDDSC106	329.15	330.00	0.9	0.1	0.0	0.1
SDDSC106	330.00	330.95	1.0	0.1	0.0	0.1
SDDSC106	333.95	334.55	0.6	0.3	0.0	0.3
SDDSC106	334.55	335.25	0.7	0.1	0.0	0.1
SDDSC106	336.15	336.70	0.6	1.0	0.1	1.1
SDDSC106	336.70	337.05	0.4	0.1	0.0	0.1
SDDSC106	337.05	338.10	1.1	0.4	0.0	0.4
SDDSC106	338.10	339.00	0.9	0.2	0.0	0.2
SDDSC106	339.00	339.60	0.6	1.6	0.2	1.9
SDDSC106	339.60	340.15	0.6	5.6	1.0	7.2
SDDSC106	340.15	340.70	0.6	3.1	1.2	4.9
SDDSC106	340.70	341.00	0.3	1.3	0.8	2.6
SDDSC106	341.00	341.55	0.6	1.4	0.2	1.7
SDDSC106	341.55	341.85	0.3	1.6	0.8	2.8
SDDSC106	341.85	342.20	0.4	0.9	0.6	1.8
SDDSC106	342.20	342.50	0.3	0.4	0.2	0.8
SDDSC106	342.50	342.90	0.4	0.4	0.0	0.5
SDDSC106	342.90	343.70	0.8	1.6	0.0	1.7
SDDSC106	343.70	344.50	0.8	0.7	0.4	1.4
SDDSC106	344.50	345.25	0.8	0.3	0.0	0.4
SDDSC106	345.25	345.80	0.6	0.3	0.0	0.3
SDDSC106	345.80	346.15	0.4	0.6	0.0	0.6
SDDSC106	346.15	346.45	0.3	0.5	0.0	0.5
SDDSC106	346.45	346.85	0.4	1.9	0.1	2.0
SDDSC106	347.90	348.50	0.6	2.4	0.0	2.4
SDDSC106	348.50	349.00	0.5	1.1	0.0	1.1
SDDSC106	349.00	349.40	0.4	1.5	0.5	2.3
SDDSC106	349.40	349.70	0.3	7.9	0.7	9.0
SDDSC106	349.70	350.35	0.7	8.6	1.3	10.6
SDDSC106	350.35	350.95	0.6	1.1	0.3	1.5
SDDSC106	350.95	351.56	0.6	0.2	0.1	0.3
SDDSC106	351.56	352.60	1.0	0.2	0.1	0.3
SDDSC106	352.60	353.70	1.1	0.1	0.0	0.2
SDDSC106	353.70	354.80	1.1	0.2	0.0	0.2
SDDSC106	354.80	355.90	1.1	0.3	0.0	0.3
SDDSC106	355.90	357.00	1.1	0.2	0.0	0.2
SDDSC106	357.00	358.00	1.0	0.8	0.1	0.9
SDDSC106	358.00	359.00	1.0	0.5	0.0	0.5

SDDSC106	359.00	360.00	1.0	1.8	0.0	1.8
SDDSC106	360.00	361.00	1.0	0.5	0.0	0.5
SDDSC106	361.00	362.00	1.0	0.6	0.1	0.6
SDDSC106	362.00	363.00	1.0	0.6	0.2	0.9
SDDSC106	363.00	364.00	1.0	0.3	0.1	0.3
SDDSC106	364.00	365.00	1.0	3.2	0.1	3.2
SDDSC106	365.00	366.00	1.0	0.8	0.1	0.9
SDDSC106	366.00	367.00	1.0	1.3	0.6	2.2
SDDSC106	367.00	367.74	0.7	1.1	0.5	1.9
SDDSC106	367.74	367.95	0.2	16.5	31.9	66.9
SDDSC106	367.95	369.00	1.1	1.5	1.4	3.7
SDDSC106	369.00	370.00	1.0	4.5	0.8	5.7
SDDSC106	370.00	371.15	1.2	4.1	0.8	5.3
SDDSC106	371.15	371.55	0.4	59.9	13.6	81.4
SDDSC106	371.55	372.50	1.0	0.8	0.4	1.4
SDDSC106	372.50	373.50	1.0	0.7	0.2	1.0
SDDSC106	373.50	373.90	0.4	4.1	18.4	33.2
SDDSC106	373.90	374.90	1.0	4.1	1.3	6.1
SDDSC106	374.90	375.60	0.7	0.2	0.0	0.2
SDDSC106	375.60	376.55	1.0	0.2	0.2	0.5
SDDSC106	376.55	377.00	0.5	18.4	10.4	34.8
SDDSC106	377.00	378.00	1.0	0.3	0.2	0.5
SDDSC106	379.00	379.65	0.7	2.0	0.2	2.3
SDDSC106	379.65	380.00	0.4	18.5	4.1	24.9
SDDSC106	380.00	380.50	0.5	0.6	0.3	1.1
SDDSC106	380.50	381.10	0.6	53.9	9.6	69.0
SDDSC106	381.10	382.00	0.9	2.1	0.2	2.3
SDDSC106	382.00	383.00	1.0	0.5	0.1	0.5
SDDSC106	383.00	384.00	1.0	3.3	0.2	3.6
SDDSC106	384.00	385.00	1.0	2.4	0.0	2.4
SDDSC106	385.00	386.00	1.0	0.9	0.2	1.2
SDDSC106	386.00	387.00	1.0	0.3	0.0	0.3
SDDSC106	387.00	387.30	0.3	8.0	8.4	21.2
SDDSC106	389.00	390.00	1.0	1.1	0.6	2.0
SDDSC106	391.00	392.00	1.0	0.2	0.0	0.2
SDDSC106	392.00	393.00	1.0	1.7	0.2	2.1
SDDSC106	393.00	394.00	1.0	7.7	1.2	9.5
SDDSC106	394.00	395.00	1.0	0.9	0.2	1.2
SDDSC106	395.00	396.00	1.0	0.9	0.2	1.3
SDDSC106	396.00	397.00	1.0	6.0	0.6	6.9
SDDSC106	397.00	397.80	0.8	0.6	0.4	1.3
SDDSC106	397.80	398.35	0.6	1.8	0.8	3.0
SDDSC106	398.35	398.90	0.6	15.0	0.3	15.4

SDDSC106	398.90	400.00	1.1	0.1	0.0	0.2
SDDSC106	400.00	401.00	1.0	0.6	0.1	0.7
SDDSC106	401.00	401.72	0.7	0.4	0.1	0.5
SDDSC106	401.72	402.00	0.3	0.5	0.0	0.6
SDDSC106	402.00	402.44	0.4	1.0	0.0	1.0
SDDSC106	403.09	403.60	0.5	0.2	0.0	0.2
SDDSC106	403.60	403.78	0.2	1.0	0.0	1.0
SDDSC106	404.80	405.90	1.1	0.1	0.0	0.1
SDDSC106	405.90	406.26	0.4	2.2	0.4	2.9
SDDSC106	406.26	406.67	0.4	0.4	0.2	0.7
SDDSC106	406.67	406.96	0.3	2.0	0.8	3.1
SDDSC106	406.96	407.23	0.3	1.5	0.5	2.2
SDDSC106	407.23	407.94	0.7	0.2	0.0	0.2
SDDSC106	407.94	408.22	0.3	0.7	0.0	0.8
SDDSC106	408.22	408.52	0.3	0.6	0.0	0.6
SDDSC106	408.52	409.33	0.8	1.8	1.1	3.5
SDDSC106	409.33	409.94	0.6	0.9	0.0	0.9
SDDSC106	409.94	410.42	0.5	0.8	0.0	0.8
SDDSC106	411.00	411.60	0.6	0.7	0.0	0.7
SDDSC106	411.60	411.98	0.4	0.6	0.0	0.6
SDDSC106	411.98	412.27	0.3	5.1	0.4	5.8
SDDSC106	412.27	412.66	0.4	2.5	0.2	2.8
SDDSC106	412.66	413.00	0.3	1.1	0.4	1.8
SDDSC106	413.00	413.81	0.8	0.5	0.0	0.5
SDDSC106	413.81	414.20	0.4	12.8	2.8	17.2
SDDSC106	414.20	414.36	0.2	0.7	0.0	0.7
SDDSC106	414.36	414.56	0.2	43.3	0.0	43.3
SDDSC106	414.56	414.86	0.3	1.0	0.3	1.5
SDDSC106	414.86	415.38	0.5	3.5	0.7	4.5
SDDSC106	415.38	416.34	1.0	0.1	0.0	0.1
SDDSC106	416.34	416.66	0.3	10.9	0.5	11.7
SDDSC106	416.66	417.38	0.7	4.9	0.1	5.1
SDDSC106	417.38	417.78	0.4	0.5	4.6	7.9
SDDSC106	417.78	418.00	0.2	0.8	1.2	2.8
SDDSC106	418.00	418.50	0.5	0.3	0.1	0.5
SDDSC106	419.96	421.01	1.1	1.1	0.1	1.2
SDDSC106	421.01	421.37	0.4	0.1	0.1	0.2
SDDSC106	421.37	422.15	0.8	0.2	0.3	0.6
SDDSC106	422.71	423.57	0.9	0.0	0.0	0.1
SDDSC106	423.57	423.80	0.2	1.0	0.1	1.1
SDDSC106	425.00	426.48	1.5	0.0	0.0	0.1
SDDSC106	427.75	428.78	1.0	0.1	0.0	0.1
SDDSC106	432.00	433.16	1.2	0.1	0.0	0.1

SDDSC106	433.16	433.73	0.6	10.9	0.7	12.1
SDDSC106	433.73	434.09	0.4	5.0	0.4	5.6
SDDSC106	434.09	434.74	0.7	0.4	0.0	0.4
SDDSC106	434.74	435.62	0.9	0.2	0.0	0.3
SDDSC106	435.62	436.57	1.0	0.3	0.1	0.4
SDDSC106	436.57	436.83	0.3	1.7	0.0	1.8
SDDSC106	437.40	437.96	0.6	11.3	0.4	12.0
SDDSC106	437.96	438.84	0.9	0.9	0.3	1.4
SDDSC106	438.84	439.12	0.3	3.7	6.8	14.5
SDDSC106	439.12	439.33	0.2	2.9	0.5	3.7
SDDSC106	439.33	440.20	0.9	0.2	0.0	0.2
SDDSC106	445.57	445.97	0.4	0.1	0.0	0.1
SDDSC106	451.27	451.56	0.3	0.1	0.0	0.1
SDDSC106	454.07	454.35	0.3	0.6	0.1	0.7
SDDSC106	454.35	454.65	0.3	1.3	0.1	1.4
SDDSC106	456.00	457.02	1.0	0.1	0.0	0.2
SDDSC106	457.02	457.35	0.3	0.9	0.5	1.7
SDDSC106	457.35	457.65	0.3	0.6	0.8	1.9
SDDSC106	458.54	459.03	0.5	0.1	0.0	0.1
SDDSC106	459.03	459.43	0.4	1.2	0.8	2.4
SDDSC106	459.43	459.94	0.5	0.9	0.8	2.1
SDDSC106	459.94	460.15	0.2	2.6	2.7	6.9
SDDSC106	460.15	461.00	0.9	0.5	0.0	0.5
SDDSC106	468.05	468.78	0.7	0.1	0.0	0.1
SDDSC106	468.78	469.03	0.3	7.4	2.5	11.4
SDDSC106	469.03	469.49	0.5	3.5	0.4	4.1
SDDSC106	469.49	470.05	0.6	2.3	0.1	2.3
SDDSC106	470.05	470.22	0.2	1.5	1.7	4.2
SDDSC106	470.22	470.69	0.5	2.2	0.1	2.3
SDDSC106	470.69	470.93	0.2	2.0	0.1	2.3
SDDSC106	470.93	471.51	0.6	2.0	0.4	2.7
SDDSC106	471.51	471.75	0.2	0.8	0.0	0.8
SDDSC106	471.75	472.08	0.3	0.6	0.0	0.6
SDDSC106	472.08	473.02	0.9	0.1	0.0	0.2
SDDSC106	473.02	473.69	0.7	1.0	0.2	1.3
SDDSC106	473.69	474.00	0.3	0.5	0.1	0.6
SDDSC106	474.00	474.37	0.4	0.3	0.7	1.3
SDDSC106	475.37	476.16	0.8	0.1	0.0	0.1
SDDSC106	479.86	480.65	0.8	0.1	0.1	0.1
SDDSC106	480.65	481.14	0.5	2.0	0.0	2.0
SDDSC106	481.14	481.52	0.4	3.7	1.3	5.8
SDDSC106	481.52	482.30	0.8	0.9	0.1	1.0
SDDSC106	483.54	483.93	0.4	0.3	0.4	1.0

SDDSC106	483.93	484.63	0.7	0.3	0.0	0.3
SDDSC106	484.63	484.86	0.2	1.5	0.5	2.3
SDDSC106	484.86	485.33	0.5	1.4	1.4	3.7
SDDSC106	485.33	485.63	0.3	0.7	0.6	1.6
SDDSC106	485.63	486.13	0.5	2.5	0.1	2.6
SDDSC106	486.13	486.61	0.5	2.0	0.6	2.9
SDDSC106	486.61	486.97	0.4	1.7	0.2	2.0
SDDSC106	486.97	487.24	0.3	0.2	0.0	0.2
SDDSC106	487.62	488.00	0.4	0.8	0.0	0.8
SDDSC106	495.00	495.66	0.7	0.4	0.0	0.4
SDDSC106	495.66	496.23	0.6	4.2	0.8	5.5
SDDSC106	496.23	496.71	0.5	6.1	0.0	6.2
SDDSC106	496.71	497.82	1.1	0.3	0.0	0.3
SDDSC106	502.67	503.00	0.3	0.1	0.0	0.1
SDDSC106	503.00	503.83	0.8	0.0	0.1	0.1
SDDSC106	503.83	504.46	0.6	0.1	0.0	0.1
SDDSC106	504.46	505.38	0.9	0.1	0.1	0.2
SDDSC106	506.00	506.65	0.7	0.3	0.8	1.5
SDDSC106	506.65	507.39	0.7	0.7	1.9	3.7
SDDSC106	517.61	517.95	0.3	0.1	0.0	0.1
SDDSC106	524.50	525.15	0.7	0.3	0.0	0.3
SDDSC106	525.15	525.47	0.3	1.6	0.0	1.6
SDDSC106	525.47	525.88	0.4	0.3	0.0	0.3
SDDSC106	525.88	526.78	0.9	0.3	0.0	0.3
SDDSC106	526.78	527.17	0.4	0.9	0.0	1.0
SDDSC106	527.17	527.65	0.5	1.0	0.0	1.1
SDDSC106	527.65	528.13	0.5	3.0	0.0	3.0
SDDSC106	528.13	528.37	0.2	0.5	0.0	0.5
SDDSC106	528.37	529.00	0.6	1.2	0.0	1.2
SDDSC106	529.00	529.39	0.4	0.4	0.0	0.4
SDDSC106	534.00	535.00	1.0	0.1	0.0	0.1
SDDSC106	535.00	535.33	0.3	0.9	0.3	1.4
SDDSC106	535.33	535.75	0.4	54.4	34.5	108.9
SDDSC106	535.75	535.95	0.2	1.0	0.0	1.0
SDDSC106	535.95	536.13	0.2	0.7	0.1	0.8
SDDSC106	536.13	537.00	0.9	0.2	0.0	0.3
SDDSC105	164.22	164.42	0.2	0.2	0.0	0.2
SDDSC105	175.76	176.09	0.3	0.2	0.0	0.2
SDDSC105	176.09	177.20	1.1	0.1	0.0	0.1
SDDSC105	177.20	177.65	0.5	0.3	0.0	0.3
SDDSC105	188.64	189.79	1.2	0.0	0.1	0.1
SDDSC105	205.22	205.72	0.5	0.1	0.0	0.1
SDDSC105	206.60	207.00	0.4	0.1	0.0	0.1

SDDSC105	207.97	208.97	1.0	0.1	0.0	0.1
SDDSC105	210.00	211.00	1.0	0.1	0.0	0.1
SDDSC105	211.00	212.00	1.0	0.3	0.0	0.3
SDDSC105	217.35	217.89	0.5	0.5	0.1	0.6
SDDSC105	217.89	218.73	0.8	0.2	0.0	0.3
SDDSC105	219.66	220.08	0.4	0.1	0.0	0.1
SDDSC105	220.08	221.00	0.9	0.1	0.0	0.1
SDDSC105	221.00	222.00	1.0	1.7	0.0	1.7
SDDSC105	222.94	223.71	0.8	0.6	0.0	0.6
SDDSC105	223.71	225.00	1.3	0.1	0.0	0.1
SDDSC105	225.00	225.39	0.4	1.7	0.0	1.7
SDDSC105	227.00	227.55	0.6	0.1	0.0	0.1
SDDSC105	229.52	230.00	0.5	0.1	0.0	0.1
SDDSC105	230.00	231.00	1.0	0.1	0.0	0.1
SDDSC105	231.00	232.00	1.0	0.1	0.0	0.1
SDDSC105	232.00	232.41	0.4	0.7	0.0	0.7
SDDSC105	237.98	238.43	0.5	0.2	0.0	0.2
SDDSC105	242.28	242.50	0.2	0.5	0.0	0.5
SDDSC105	242.50	243.00	0.5	0.1	0.0	0.1
SDDSC105	243.00	243.60	0.6	0.3	0.0	0.3
SDDSC105	247.94	248.50	0.6	0.1	0.0	0.1
SDDSC105	248.50	248.87	0.4	0.2	0.0	0.2
SDDSC105	249.70	250.67	1.0	0.1	0.0	0.1
SDDSC105	250.67	250.90	0.2	0.2	0.0	0.2
SDDSC105	250.90	252.00	1.1	0.1	0.0	0.1
SDDSC105	252.84	253.30	0.5	0.7	0.0	0.7
SDDSC105	253.30	254.05	0.8	0.6	0.0	0.6
SDDSC105	254.77	255.82	1.1	0.1	0.0	0.1
SDDSC105	255.82	256.06	0.2	0.1	0.0	0.1
SDDSC105	256.06	256.62	0.6	0.3	0.0	0.3
SDDSC105	258.90	259.81	0.9	0.2	0.0	0.2
SDDSC105	259.81	260.44	0.6	0.1	0.0	0.1
SDDSC105	260.44	261.15	0.7	0.1	0.0	0.1
SDDSC105	261.15	261.67	0.5	0.7	0.0	0.7
SDDSC105	261.67	262.24	0.6	0.4	0.0	0.4
SDDSC105	262.24	262.77	0.5	0.2	0.0	0.2
SDDSC105	262.77	263.90	1.1	0.1	0.0	0.1
SDDSC105	263.90	264.77	0.9	0.3	0.0	0.3
SDDSC105	264.77	265.02	0.3	0.1	0.0	0.1
SDDSC105	278.85	279.18	0.3	0.1	0.0	0.1
SDDSC105	281.24	282.02	0.8	0.2	0.0	0.2
SDDSC105	285.44	285.73	0.3	0.1	0.0	0.1